

**mitsubishi
ELECTRIC**

Changes for the Better

MULTIMEDIA DATA/VIDEO PROJECTORS

The teacher's assistant
for better classroom focus.



XL9U

MOBILE XGA PROJECTOR

5000h

Long Life Lamp
in eco mode

2000lm

Brightness

1.8m

Short Throw Lens (60")






XL9U

MOBILE XGA PROJECTOR



Input and Output Terminals



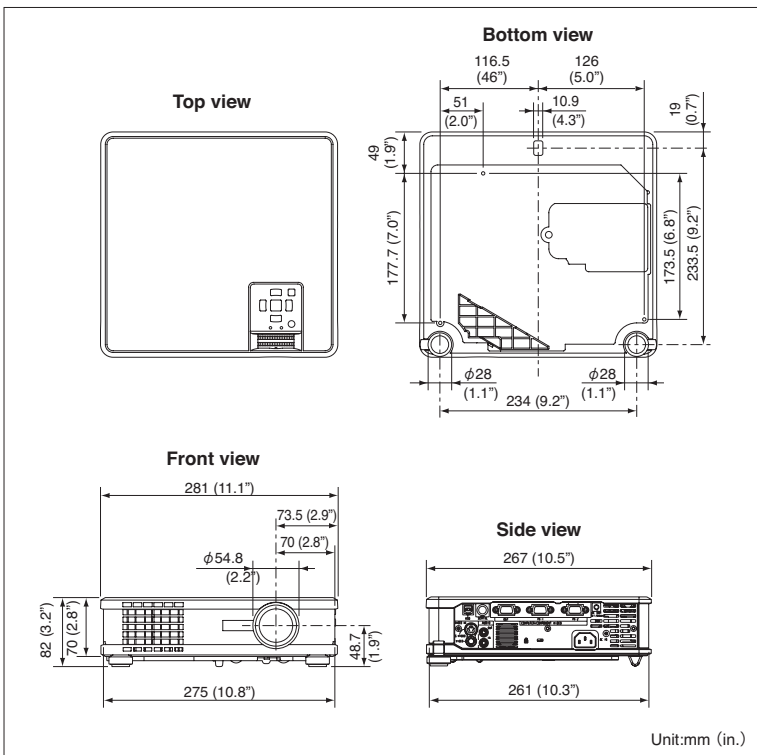
- 1 USB terminal for mouse control
- 2 Serial terminal RS-232C (8pin)
- 3 PC / Component Video output (mini D-sub 15pin)
- 4 PC / Component Video input (mini D-sub 15pin)
- 5 S-Video / Video
- 6 Audio output
- 7 Audio input
- 8 DC Out 5V 1.5A (Max)

Specifications

Model	XL9U
Display technology	0.6"Polysilicon TFT LCD×3
Resolution	786,432 pixels×3 (total 2,359,296 pixels)
Brightness	2000lm
Contrast	350 : 1 (on/off)
Picture Size	40"~300" (100"=3.0m)
Source lamp	160W (Shut Off Time 5000Hrs) in eco mode 200W (Shut Off Time 2000Hrs)
Computer compatibility	640×480~1280×1024 True: 1024×768, Sync on green available
Video compatibility	NTSC/NTSC4.43/PAL(including PAL-M, N)/SECAM/PAL-60, Component Video: 480i/p(525i/p), 576i/p(625i/p), 720p(750p 60Hz), 1080i(1125i 50/60Hz), [1080i(1250i 50Hz), 720p(750p 50Hz) is not available], SCART(RGB+1V sync)
PC input terminals	PC: mini D-sub 15pin×2
Video input terminals	Video: RCA×1+S-video×1, Audio: stereo mini (ø3.5)×1
Output terminals	RGB: mini D-sub 15pin×1, DC Out: 5V 1.5A(MAX) Audio: stereo mini(ø3.5)×1
Communication terminals	RS-232C (8pin)×1, USB terminal for mouse control×1
Audio speaker	2W mono
Dimension (W×H×D)	275×70×261mm (excluding height adjustment)
Weight	2.7kg / 5.9lbs
Power supply	AC100 - 240V, 50/60Hz
Optional lamp	VLT-SL6LP

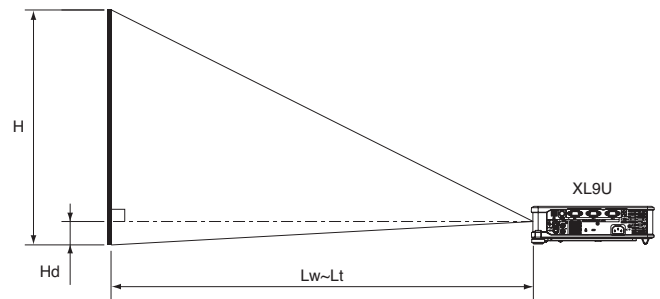
*All brand names and product names are trademarks, registered trademarks or trade names of their respective holders.

Dimensions



Screen size and Projection distance

As seen from the side



Screen size chart (4:3 aspect ratio)

Diagonal size		Screen		Distance from screen (L)		Height projected image (Hd)					
inch	cm	inch (W)	cm (W)	inch (H)	cm (H)	Maximum Zoom	Minimum Zoom				
40	102	32	81	24	61	47	1.2	56	1.4	2.2	5
60	152	48	122	36	91	71	1.8	85	2.2	3.2	8
80	203	64	163	48	122	95	2.4	114	2.9	4.3	11
100	254	80	203	60	152	119	3.0	143	3.6	5.4	14
150	381	120	305	90	229	178	4.5	215	5.5	8.1	21
200	508	160	406	120	305	238	6.0	287	7.3	10.8	27
250	635	200	508	150	381	298	7.6	359	9.1	13.5	34
300	762	240	610	180	457	358	9.1	-	-	16.2	41

The above numbers are approximate, and may be slightly different from the actual measurements.

MITSUBISHI ELECTRIC EUROPE
TRAVELLERS LANE, HATFIELD, HERTFORDSHIRE AL10 8XB
Telephone: (01707) 278684 Fax: (01707) 278541 Email: projector.info@meuk.mee.com

For more information about our Projectors, please see the website at:
www.mitsubishielectric.co.uk/vis