

Specifications		MC-CW301	MC-CX301
Model name		MC-CW301	MC-CX301
Display system		3LCD	
Display device	Size of effective display area	0.59" x 3, aspect ratio 16:10	0.63" x 3, aspect ratio 4:3
	Number of pixels	1,024,000 pixels (1,280 horizontal x 800 vertical)	786,432 pixels (1,024 horizontal x 768 vertical)
Lens	Zoom	Digital zoom (1.35 x)	
	Focus	Manual	
Light source		Lamp 225W	
Screen size		60 - 150 inch	
Light output (Brightness)*1		3,300 lm	3,300 lm
Contrast ratio (full white / full black)*2		16,000 : 1	
Speaker		16 W x 1 mono	
Displayable scanning frequency	Horizontal	15 ~ 106 kHz	
	Vertical	50 ~ 120 Hz	
Display resolution	Computer	Full HD (max.) *Native resolution is WXGA	Full HD (max.) *Native resolution is XGA
	Video	1080P (max.) *Native resolution is WXGA	1080P (max.) *Native resolution is XGA
Terminals	COMPUTER IN 1	D-sub 15-pin mini connector x 1	
	COMPUTER IN 2 / MONITOR OUT	D-sub 15-pin mini connector x 1	
	VIDEO	RCA connector x 1	
	HDMI IN	HDMI connector x 2 (HDCP compliant)	
	AUDIO IN1	3.5mm stereo mini connector x 1	
	AUDIO IN2	RCA connector (L, R) x 1	
	AUDIO OUT	3.5mm stereo mini connector x 1	
	Microphone Input	3.5mm mono mini connector x 1	
	CONTROL (RS-232C)	D-sub 9-pin connector x 1	
	LAN	RJ-45 connector x 1	
	USB-A	USB type A x 2 (PC less Presentation or wireless adapter)	
	USB-B	USB type B x 1 (USB display and USB mouse control)	
Network	Wired	100BASE-TX / 10BASE-T	
	Wireless (Option)*3	IEEE802.11b/g/n	
Operating temperature		0 - 40 °C	
		35 - 40 °C (The brightness of lamp is reduced automatically.)	
Operating humidity (RH)		20 - 80%RH (non-condensing)	
Power requirements		AC 100 - 120 V (50 / 60 Hz) , 3.5 A	
		AC 220 - 240 V (50 / 60 Hz) , 1.7 A	
Power consumption		AC 100 - 120 V : 340 W	
		AC 220 - 240 V : 320 W	
Standby mode power consumption		0.35W at saving mode*4	
Standard outside dimensions (W x H x D)	350 mm x 134 mm x 305 mm (13.8" x 5.3" x 12.0") (Including protruding parts)		
	345 mm x 85 mm x 303 mm (13.6" x 3.2" x 11.9") (Excluding protruding parts)		
Weight		Approx. 3.6 kg (7.9 lbs.)	
Accessories		Remote control, AA batteries, Power cord, Computer cable, Lens cover, Strap, User's manuals, Security label, Adapter cover	
Optional parts	USB wireless adapter	USB-WL-11N*5	
	Lamp	DT01511	
	Air filter	UX37191	
	Mounting accessories	HAS-AW100 (Bracket for ceiling mount), HAS-203L (Fixing adapter for low ceilings), HAS-P100 (Fixing adapter for high ceilings)	


*1 When PICTURE MODE is set to NORMAL, ACTIVE IRIS is set to OFF, and ZOOM position is WIDE (max). *2 When PICTURE MODE is set to NORMAL, ACTIVE IRIS is set to ON, and ZOOM position is WIDE (max). *3 Optional wireless adapter is needed. *4 SAVING mode disables the functions of MONITOR OUT, AUDIO OUT, speaker sound, network communication, RS-232C control except POWER ON command, etc. in standby. *5 The availability of the USB wireless adapter varies depending on the country and the region.

Environment

- ▶ Compliance with EU Directive RoHS*1
- ▶ Reduction of resin usage in production
Use of hot runners in molds for making upper housing in order to reduce mill ends.
- ▶ Power saving mode engaged during standby

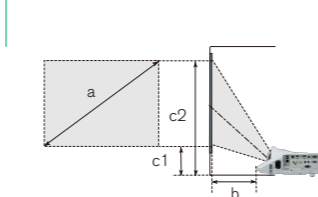
*1 RoHS is the acronym of "Directive 2011/65/EU of the European Parliament and of the Council of 8 June 2011 on the restriction of the use of certain hazardous substances in electrical and electronic equipment".

- Design and specifications are subject to change without notice.
- The projected images and comparison photos in this catalog are simulations.
- LCD panels, polarizers and other optical components and cooling fans may need replacement after prolonged usage. For more details, please consult a sales representative.
- Do not use in places where there is a lot of water, dampness, steam, dust, soot or tobacco smoke. This may result in fire or malfunction.
- Optical components (lamp, LCD panel, polarizing plate, PBS[polarizer beam splitter]) and cooling fans have limited service lives. They must be repaired or replaced if they are used for a long period of time.
- These projectors use a mercury lamp with high internal pressure. Because of its properties, this lamp may burst with a loud noise or burn out if it struck or after it has been used for a period of time. The time until it bursts or burns out varies greatly according to differences between lamps and usage conditions. Turning the lamp's power on and off frequently shortens its service life.
- Optical components other than the lamp: If the projector is used for six hours or more per day, they may need to be replaced in less than a year.
- LCD panel: If the projector is used continuously for six hours or more, its replacement cycle may be shortened.
- Do not turn projector on again for ten minutes after shutdown. Neglect can shorten the lifetime or the lamp. During use and immediately after use, do not touch anywhere near the lamp and the vents as these parts are extremely hot.
- Each product may have differences of color, brightness and focus due to manufacture variation.
- Crestron® and Crestron RoomView® are registered trademarks of Crestron Electronics, Inc. in the United States and other countries.
- HDMI, the HDMI Logo, and High-Definition Multimedia Interface are trademarks or registered trademarks of HDMI Licensing Administrator, Inc. in the United States and other countries.
- ImageCare is a trademark or a registered trademark of Royal Philips in the United States and other countries.
- All other trademarks are the properties of their respective owners.

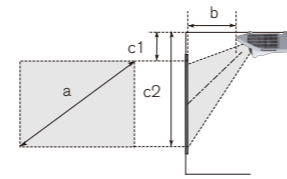


Projection Distance

Placed on the horizontal surface



Suspended from the ceiling



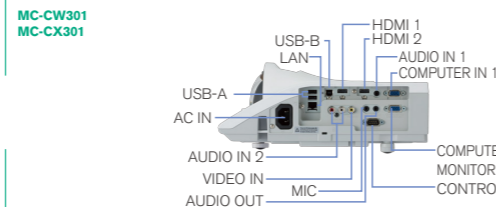
MC-CW301 (1280 x 800) (±8%)

Screen size (diagonal) type (inch)	Projection distance		Screen height		Screen height	
	a	b	c1	c2	c1	c2
60	1.5	0.735	28.9	0.242	9.5	1.050
70	1.8	0.870	34.3	0.272	10.7	1.214
80	2.0	1.006	39.6	0.302	11.9	1.379
90	2.3	1.141	44.9	0.331	13.0	1.543
100	2.5	1.276	50.2	0.361	14.2	1.707
120	3.0	1.547	60.9	0.420	16.5	2.035
150	3.8	1.953	76.9	0.508	20.0	2.528

MC-CX301 (1024 x 768) (±8%)

Screen size (diagonal) type (inch)	Projection distance		Screen height		Screen height	
	a	b	c1	c2	c1	c2
60	1.5	0.691	27.2	0.155	6.1	1.069
70	1.8	0.818	32.2	0.171	6.7	1.237
80	2.0	0.946	37.2	0.186	7.3	1.405
90	2.3	1.073	42.3	0.202	7.9	1.573
100	2.5	1.201	47.3	0.217	8.6	1.741
120	3.0	1.456	57.3	0.249	9.8	2.077
150	3.8	1.838	72.4	0.295	11.6	2.581

Terminals



Super-Short Throw Projector




These projectors achieve a projection on a 2m (80") screen at a distance of 94.6cm(37.2")*.

* MC-CX301



MC-CW301
MC-CX301





MC-EX3051
2.4m

MC-CX301
94.6cm

2.0m (80")
screen

ACCENTUALIZER

ACCENTUALIZER makes pictures look more real by enhancing (1) Shade, (2) Sharpness and (3) Gloss to make pictures as clear as pictures on a flat-panel device. You can also adjust the effects by three levels according to your surroundings so that the colors of projected images are the actual colors of the objects they represent.



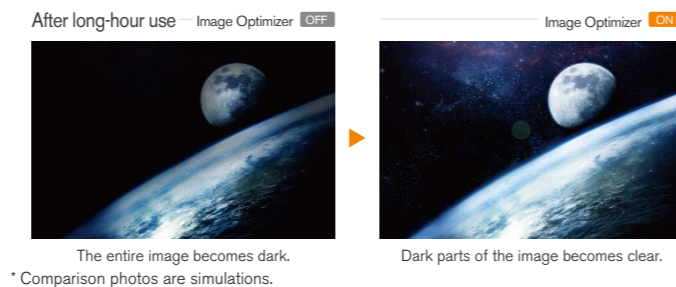
HDCR (High Dynamic Contrast Range)

When average projectors are used in bright rooms, the darker colors of an image deteriorate and images become unclear. Using this function, blurred images caused by room lighting or outside light sources are corrected, and an effect similar to increasing contrast occurs. This results in clear images even in bright rooms.



Image Optimizer

Equipped with IMAGE OPTIMIZER, that maintains visibility of an image through automatic image correction in accordance with lamp condition. * This function may not work properly when HDCR/ACCENTUALIZER is ON.



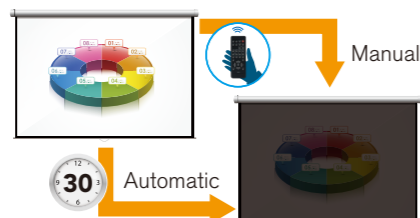
Blackboard / Whiteboard modes

Improve image quality when you project onto a blackboard or whiteboard, ensuring optimum visibility.

Go Green

Saver Mode

This feature developed by Maxell, based on ImageCare® technology, reduces the lamp brightness and consumption power, resulting in considerable energy savings. The saver mode automatically activates when the projected image does not change in the preset time (1 to 30 minutes). You can also activate the saver mode manually with the remote controller.



Intelligent Eco Mode

This feature developed by Maxell, based on ImageCare® technology, automatically changes the lamp brightness according to the input signal level. The lamp brightness is reduced when a darker image is projected, and returns to normal when a brighter image is projected, eliminating unnecessary energy consumption from the lamp.

LINE UP

* Local availability may be limited.



MC-CW301
WXGA 3,300lm

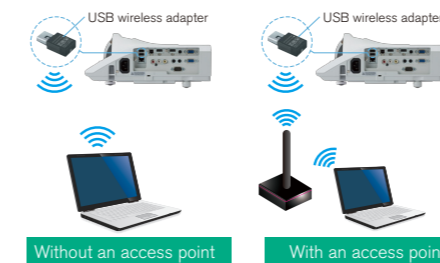


MC-CX301
XGA 3,300lm

Network Function / Capability

Wireless Capability (Option)

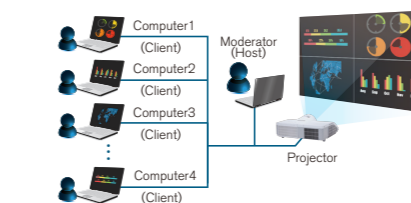
The projectors are capable of a wireless network with the optional USB wireless adapter. You can control the projector with a computer via the network, and also project the screen of the computer on which the LiveViewer software is installed.



Network Presentation*1

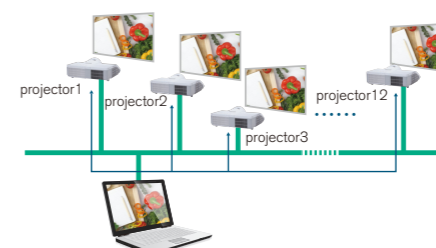
Moderator Control Mode

Setting one computer from the multiple computers (up to 50*2) that are connected to the projector as the moderator (host) makes it possible for the moderator to project from all the computers (clients).



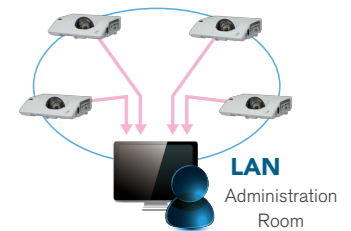
Multi Projector Mode*1

You can project the same image from up to 12*3 projectors simultaneously. This is useful for meetings and lectures in large venues where a single screen would not be sufficient.



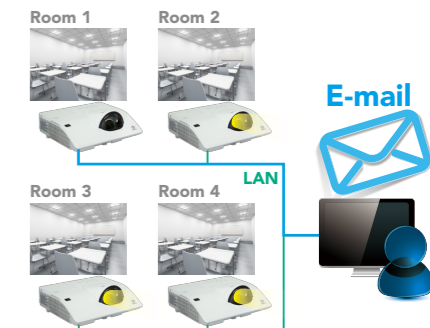
Projector Monitoring and Control

Manage and control multiple projectors over your LAN with Centralized Reporting, Scheduling, E-mail Alerts, and My Image (Image Transfer).



E-mail Alerts

E-mail notification is sent for routine maintenance and error conditions.



Projector Quick Connection, the dedicated free online application software, enables you to project images, documents, and photos, and to control the projector from a tablet or a smartphone.

* Projector need to be connected to network.
* See the Maxell website for details
<http://proj.maxell.co.jp/en/>




* This picture shows an example of network connection using optional wireless adapter.

*1 To secure better performance, a wired network is preferable. Required to install the LiveViewer software on all the computers. The functions are supported by LiveViewer (Windows® application) only. *2 Image and audio transfer speed may vary depending on number of computers connected. *3 Image transfer speed may vary depending on number of projectors connected.

Other Features

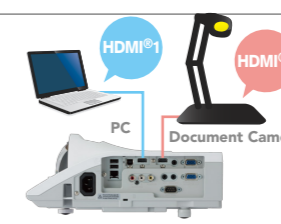
Hybrid Filter

The Hybrid Filter requires less frequent maintenance and cleaning, making longer operation possible.



2 HDMI® inputs

Equipped with 2 HDMI® input terminals for the current widely-used interface.



Easy Schedule Setting

You can schedule routine and special projector events, including power on, power off, input selection and other settings.

EVENT SCHEDULE			
MONDAY to FRIDAY	POWER	ON	
08:00	INPUTSOURCE	COMPUTER IN 1	
12:30	INPUTSOURCE	HDMI 1	
17:00	POWER	OFF	

Mic. Input and 16W Internal Speaker

The projectors are equipped with a microphone input, so you can use microphone system even when the projector is in standby*. Projectors have a built-in 16-watt speaker.

* Not available when STANDBY MODE is SAVING.

USB Display

Connecting the USB type B connector of the projector to a computer via a USB cable lets you quickly and easily display images with sounds transferred from the computer.

More Convenient Functions

Digital Zoom, Digital Shift, Direct Power On / Off, Template, Input Source Naming, Auto Signal Search, PIN Lock System, Security Bar / Security Slot, Keypad Lock, MyScreen