

Orchestrating a brighter world

NEC

Outstanding high-quality LCD projector
with good usability and high efficiency

ME382U / ME342U / ME372W / ME402X / MC382W /
MC332W / MC422X / MC372X / MC342X / MC302X



MultiPresenter

HDMI[®]
HIGH-DEFINITION MULTIMEDIA INTERFACE

Excellent-quality WUXGA* high resolution images from a compact LCD projector with easy operation for education and corporate use

* ME382U / ME342U

LCD Type Projector with WUXGA* High Resolution and 4K Input Support

* ME382U / ME342U

High Resolution and High Quality Picture of WUXGA* (1920x1200)

* ME382U / ME342U

This projector series realize the high resolution display – up to 4K compatible, WUXGA (ME382U / ME342U), WXGA (ME372W / MC382W / MC332W) & XGA (ME402X / MC422X / MC372X / MC342X / MC302X) native resolution. And these projectors achieve high contrast of 16,000 : 1**.

** with Iris

Support for 4K Input

This is the first NEC projector in the 3,000 – 4,000 lumens class to support 4K at 30 Hz signal input (Supports HDMI 1 and HDMI 2) for the future-proof input management.

Promotes Ecology and Reduces TCO by 10,000 Hours' Long-lasting Lamp, etc.

Long-lasting Lamp, which Delivers up to 10,000 Hours

The product can be operated at low cost because the light source can be used for a long time of 10,000 hours* without requiring replacement. (up to 15,000 hours* with ECO MODE [ECO]). This provides high reliability for education (aimed mainly at K-12) and corporate usage.

* Refer to the specifications

[ECO MODE]	Description
[OFF]	Lamp brightness is 100%.
[AUTO ECO]	Lamp power consumption will be changed between [OFF] and [NORMAL] automatically according to picture level. NOTE: A bright gradation may be less visible depending on the image.
[NORMAL]	Lamp power consumption: approx. 80% brightness. The lamp life will be extended by lowering the lamp power.
[ECO]	Lamp power consumption: approx. 67% brightness. The lamp life will extend longer than the one on NORMAL mode by controlling power appropriate for the lamp.

Low Power Consumption in Standby Condition with Energy Saving Technology

Selecting [NORMAL] for [STANDBY MODE] from the menu can put the projector in power-saving mode that consumes only 0.18 W (100 – 130 V AC) / 0.26 W (200 – 240 V AC).

[ECO MODE] for Low Power Consumption and Quiet Noise Level

This projector is equipped with a [ECO MODE] to reduce power consumption during use. Furthermore, when the [ECO MODE] is on, the power-saving effect is converted into the amount of reduction of CO₂ emissions, and this amount is listed in the confirmation message displayed when the power is turned off and under [INFO.] on the on-screen menu ([Carbon Meter]). This projector designed for a quiet noise level of 29 dB (in Eco MODE [ECO]) to prevent annoying operation noises.

Advanced Networking Capabilities

Easily Connect with Smart Devices by Installing the MultiPresenter Receiver Function

This projector is compatible with the NEC MultiPresenter application, so multi-screen projection is possible via the network (wired LAN / wireless LAN). The design of the menu of the "Intelligent connection" operation screen is improved, and the customer can change the wall-paper of stand-by screen. The customer can set various settings of network function on this menu.


Multi-screen Projection Function*1

The multi-screen projection function allows for the sharing of screens of multiple devices on various split-screen displays on various split-screen displays. Display information from up to 50² PCs, tablet PCs, smart phones, and other network connected devices on a multi-screen display of up to 16 screens. Easily share screens and information regardless of device or operating system.

Intelligent connecting view



Network setting menu



MultiPresenter



*1: Requires the optional wireless LAN module for wireless connection. PCs, Smart phones and tablets require the download and installation of our MultiPresenter software.

*2: The connection of 50 devices to the network requires construction of a wireless LAN environment, such as the use of a separate access point.



Network Control

• NaViSet Administrator 2
NaViSet Administrator2 helps you control the projector by a computer via wired LAN connection.




- CRESTRON ROOMVIEW with emergency function
- PC control
- Alert mail
- AMX BEACON
- PJLink
- HTTP server (projector adjustment)

Multiple Input Terminals for Dual HDMI and LAN Control Support

Wide Range of Input Terminals (HDMI × 2, etc.)

The projector is equipped with a variety of input terminals: HDMI (× 2), computer (analogue), video, etc.

Terminals



Dual HDMI Inputs


Among this projector's wide selection of inputs are dual HDMI with HDCP for connecting to high-definition sources such as Blu-ray players, cable boxes, satellite receivers and personal computers. The HDMI input also supports audio signals.

Wired / Wireless LAN Control Support

Thanks to the integrated LAN port (RJ-45), you can connect the projector to a wired LAN and control it from a computer. Control can also be carried out via wireless LAN by installing the optional wireless LAN unit (NP05LM series) to this projector.

USB Power Supply of 1.0 A

1.0 A USB current can be provided for third-party dongles such as the wireless one not to plug into an outlet.



Various Functions and Features

Wide × 1.7* Optical Zoom Lens

* ME372W / ME402X

The projector series has a variety of optical zoom ratio models, such as zoom ratio of × 1.7 (ME372W / ME402X), × 1.6 (ME382U / ME342U) and × 1.2 (other models). These can cover a wide projection distance and you can set up at various locations.

Quick Start, Quick Power Off and Direct Power Off

The projector can be put away immediately after the projector is powered down. No cool down period is required after the projector is turned off from the remote control or cabinet control panel. The projector has a feature called "Direct Power Off". This feature allows the projector to be turned off (even when projecting an image) by disconnecting the AC power supply. To turn off the AC power supply when the projector is powered on, use a power strip equipped with a switch and a breaker.

Seamless Switch Function for Smoother Screen Changes when Switching the Signal

When the input source is switched, the image displayed before switching is held so that that the new image can be switched to without a break due to absence of a signal.

16 W Built-in Speaker

The powerful 16 watt speaker provides the volume need for class rooms and meeting rooms.

AUTO POWER ON and AUTO POWER OFF Features

The DIRECT POWER ON, AUTO POWER ON (COMP.), AUTO POWER OFF, and OFF TIMER features eliminate the need to always use the POWER button on the remote control or projector cabinet.

Other Useful Functions and Features

- Includes a remote with the control ID registration function, which allows operation of multiple projectors with a single remote
- Security bar / Kensington lock / Control panel lock and password lock
- Virtual Remote Tool
- USB display

- [VIEWER] function to project still images saved on USB memory
- Keystone correction
+/- 30 degree Horizontal / Vertical keystone, Auto keystone, Cornerstone, Pincushion correction supported
- DICOM simulation
- Wall colour correction

ME382U

3,800 lumens WUXGA 3.5kg

ME342U

3,400 lumens WUXGA 3.5kg

ME372W

3,700 lumens WXGA 3.2kg

ME402X

4,000 lumens XGA 3.2kg

MC382W

3,800 lumens WXGA 3.1kg

ME332W

3,300 lumens WXGA 3.1kg

MC422X

4,200 lumens XGA 3.1kg

MC372X

3,700 lumens XGA 3.1kg

MC342X

3,400 lumens XGA 3.1kg

MC302X

3,000 lumens XGA 3.1kg



Specifications

Remote control

Model name	NP-ME382U	NP-ME342U	NP-ME372W	NP-ME402X	NP-MC382W	NP-MC332W	NP-MC422X	NP-MC372X	NP-MC342X	NP-MC302X	
Method	Three primary colour liquid crystal shutter projection										
Specifications of main parts											
Liquid crystal panel	Size	0.64 inch LCD with MLA x 3 (aspect ratio: 16 : 10)			0.63 inch LCD with MLA x 3 (aspect ratio: 4 : 3)	0.64 inch LCD with MLA x 3 (aspect ratio: 16 : 10)	0.59 inch LCD with MLA x 3 (aspect ratio: 16 : 10)	0.63 inch LCD with MLA x 3 (aspect ratio: 4:3)		0.63 inch LCD x 3 (aspect ratio: 4 : 3)	
	Pixels **	2,304,000 (1,920 dots x 1,200 lines)		1,024,000 (1,280 dots x 800 lines)	786,432 (1,024 dots x 768 lines)	1,024,000 (1,280 dots x 800 lines)		786,432 (1,024 dots x 768 lines)			
Projection lenses	Zoom	1.6			1.7	Manual		1.2			
	Focus	1.2-2.0			1.2-2.1	1.3-2.2	1.4-1.6		1.5-1.8		
	Throw ratio	F = 1.5 to 2.1 / f = 17.2 - 27.7 mm			F = 1.7 to 2.2 / f = 17.4 - 29.0 mm	F = 1.6 to 1.8 / f = 19.2 - 23.0 mm		F 2.1 to 2.3 / f = 19.1 - 22.9 mm			
	F-number / focal length										
Lamp wattage **	ECO MODE OFF			225 W	10,000 H		210 W		225 W		
Lamp life **	ECO MODE NORMAL				12,000 H						
	ECO MODE ECO				15,000 H						
	ECO MODE OFF										
Light output ***	ECO MODE OFF	3,800 lm	3,400 lm	3,700 lm	4,000 lm	3,800 lm	3,300 lm	4,200 lm	3,700 lm	3,400 lm	3,000 lm
	ECO MODE NORMAL	Approx. 80%			Approx. 80%		Approx. 86%		Approx. 80%		
	ECO MODE ECO	Approx. 67%			Approx. 67%		Approx. 72%		Approx. 67%		
Contrast ratio ** (all white/all black)	16,000 : 1 with Iris										
Image Size (Performance guarantee range)	30 to 300 inches (40 to 200 inches)										
Colour Reproduction	10-bit signal processing, 1.07 billion colours										
Quietness (ECO mode OFF / Normal / ECO)	37 dB / 34 dB / 29 dB										
Synchronization range	Horizontal	15 to 100 KHz (RGB: 24 kHz or over)									
	Vertical	50 to 120 Hz									
Max. display resolution (horizontal x vertical)	Up to 4K@30 Hz (3,840 x 2,160) with Advanced AccuBlend, Pixel clock frequency: less than 300 MHz										
Keystone Correction	Horizontal	Manual, Approx. ± 30 Max degrees									
	Vertical	Manual, Approx. ± 30 Max degrees									
Input/output connectors											
Computer/Component	Video input	Mini D-Sub 15-pin x 1									
	Video output	Mini D-Sub 15-pin x 1									
HDMI	Audio input	Stereo mini jack x 1									
	Audio output	Stereo mini jack x 1									
Video	Video input	Type A HDMI connector x 2									
	Input	Yes									
PC control connector	Input	RCA x 1									
	Output	RCA x 2 (L/R)									
USB port	D-Sub 9-pin x 1 (4,800 / 9,600 / 19,200 / 38,400 bps)										
Wired LAN	USB type A x 1 for USB Memory or Wireless LAN (5.0 V / 1.0 A power supply), USB type B for USB display x 1										
Wireless LAN Port (Optional)	RJ-45 x 1 (100Base-TX / 10Base-T)										
Built-in speaker	USB type A x 1										
Usage environment	16 W x 1										
	Operating temperature: 5 to 40°C *5; Operating humidity: 20 to 80% (with no condensation)										
	Storage temperature: -10 to 50°C; Storage humidity: 20 to 80% (with no condensation)										
Power supply	Operating altitude: 0 to 3,000 m (1,700 to 3,000 m; Set [FAN MODE] to [HIGH ALTITUDE])										
	100 - 240 V AC, 50/60 Hz										
Power consumption	ECO MODE OFF	295 W (100 - 130 V) / 283 W (200 - 240 V)			288 W (100 - 130 V) / 277 W (200 - 240 V)		267 W (100 - 130 V) / 259 W (200 - 240 V)		288 W (100 - 130 V) / 277 W (200 - 240 V)		
	ECO MODE NORMAL	238 W (100 - 130 V) / 232 W (200 - 240 V)			229 W (100 - 130 V) / 223 W (200 - 240 V)		228 W (100 - 130 V) / 223 W (200 - 240 V)		229 W (100 - 130 V) / 223 W (200 - 240 V)		
	ECO MODE ECO	207 W (100 - 130 V) / 202 W (200 - 240 V)			196 W (100 - 130 V) / 192 W (200 - 240 V)		196 W (100 - 130 V) / 191 W (200 - 240 V)		196 W (100 - 130 V) / 192 W (200 - 240 V)		
	STANDBY (NETWORK STANDBY)	1.5 W (100 - 130 V) / 1.6 W (200 - 240 V)									
	STANDBY (NORMAL) **	0.18 W (100 - 130 V) / 0.26 W (200 - 240 V)									
Rated input current	3.4 A - 1.4 A			0.18 W (100 - 130 V) / 0.26 W (200 - 240 V)		3.3 A - 1.3 A					
Dimensions (W x H x D)	345 x 104.6 x 261 mm (Net dimensions, not including protruding parts), 450 x 200 x 390 mm (Gross dimensions)										
Weight	3.5 kg (Net weight), 5.0 kg (Gross weight, with box)			3.2 kg (Net weight), 4.7 kg (Gross weight, with box)		3.1 kg (Net weight), 4.6 kg (Gross weight, with box)					



(included accessory)

Options



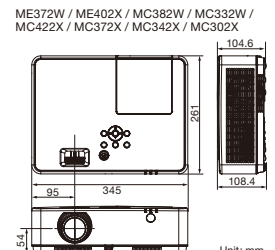
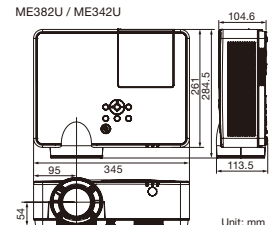
Replacement lamp NP47LP



Wireless LAN unit NP05LM1-5*

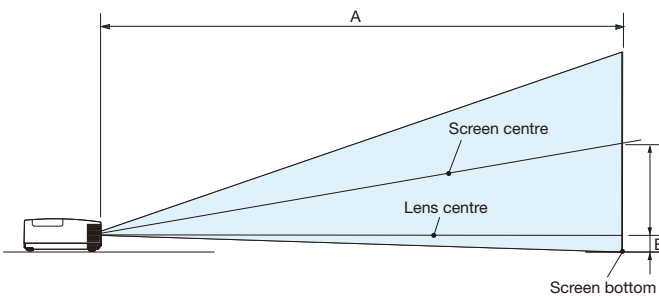
Allows you to transmit data wirelessly over your network when you insert it into the USB (Wireless LAN) port.
*The last digit may vary depending on the country of destination.

Cabinet dimensions



*1: Effective pixels are more than 99.99 %.
*2: Wattage when ECO mode is OFF.
*3: Time at which the light source is at half brightness; not the warranty period of product. Sometimes repair /parts replacement timing may come earlier than this.
*4: This is the light output value (lumens) when the [ECO MODE] is set to [OFF] and [PRESET] is set to [HIGH-BRIGHT].
If any other mode is selected as the [PRESET] mode, the light output value may drop slightly.
*5: Compliance with ISO21118-2012
*6: Eco mode selected automatically at 35°C to 40°C.
*7: Internal measured value. All wired network ports are connected and active.
• These specifications and the product's design are subject to change without notice.

Throw Distance and Screen Size



A = Throw distance
B = Vertical distance between lens centre and screen bottom (top of screen for ceiling application)

NOTE: The values in the tables are design values and may vary.

• DO NOT STARE INTO THE LENS WHILE IN USE
• The projector can be unplugged during its cool down period after it is turned off. Parts of the projector will become heated during operation.
Use caution when picking up the projector immediately after it has been operating.

Screen size	WUXGA/WXGA															
	ME382U / ME342U				ME372W				MC382W				MC332W			
	Throw distance A (cm)	Throw distance B (cm)	Wide	Tall	Throw distance A (cm)	Throw distance B (cm)	Wide	Tall	Throw distance A (cm)	Throw distance B (cm)	Wide	Tall	Throw distance A (cm)	Throw distance B (cm)	Wide	Tall
30"	64.6	40.4	74.5	124.0	-4.8	75.5	129.1	-4.8	85.6	104.6	-4.2	95.5	114.9	-2.9		
40"	86.2	53.8	101.2	167.0	-6.4	102.5	174.0	-6.4	115.3	140.3	-5.5	127.7	153.6	-3.8		
60"	129.2	80.8	154.5	253.2	-9.5	156.5	263.8	-9.5	174.8	211.7	-8.3	192.2	231.1	-5.8		
80"	172.3	107.7	207.9	339.3	-12.7	210.5	353.6	-12.7	234.2	283.1	-11.1	256.7	308.6	-7.7		
100"	215.4	134.6	261.2	425.4	-15.9	264.5	443.4	-15.9	293.7	354.5	-13.9	321.1	386.0	-9.6		
120"	258.5	161.5	314.5	511.5	-19.1	318.6	523.2	-19.1	353.1	426.0	-16.6	385.6	463.5	-11.5		
150"	323.1	201.9	394.5	640.7	-23.8	399.6	667.9	-23.8	442.3	533.1	-20.8	482.3	579.7	-14.4		
180"	397.7	242.3	474.5	789.9	-28.6	480.6	802.5	-28.6	531.4	640.2	-25.0	579.0	695.9	-17.3		
200"	430.8	269.2	527.8	856.0	-31.8	534.6	892.3	-31.8	580.9	711.6	-27.7	645.3	773.3	-19.2		
240"	516.9	323.1	634.5	1028.3	-38.1	642.7	1071.9	-38.1	709.7	854.4	-33.3	772.5	928.3	-23.0		
270"	581.6	363.5	714.5	1157.5	-42.9	723.7	1206.6	-42.9	798.9	961.5	-37.4	869.2	1044.5	-25.9		
300"	646.2	403.9	794.5	1286.7	-47.7	804.8	1341.3	-47.7	888.1	1068.6	-41.6	965.9	1160.7	-28.8		

Screen size	XGA											
	ME402X				MC422X / MC372X				MC342X / MC302X			
	Throw distance A (cm)	Throw distance B (cm)	Wide	Tall	Throw distance A (cm)	Throw distance B (cm)	Wide	Tall	Throw distance A (cm)	Throw distance B (cm)	Wide	Tall
30"	61.0	45.7	77.8	132.7	-7.1	90.0	108.3	-6.5	87.6	105.8	-6.5	
40"	81.3	61.0	105.6	178.8	-9.5	120.4	144.8	-8.7	118.0	142.2	-8.7	
60"	121.9	91.4	161.2	271.0	-14.3	181.2	217.9	-13.0	178.6	215.0	-13.0	
80"	162.6	121.9	216.8	363.2	-19.1	242.1	291.0	-17.4	239.3	287.9	-17.4	
100"	203.2	152.4	272.4	455.4	-23.8	302.9	364.1	-21.7	300.0	360.7	-21.7	
120"	243.8	182.9	328.0	547.6	-28.6	363.7	437.2	-26.1	360.6	433.5	-26.1	
150"	304.8	228.6	411.4	685.9	-35.7	455.0	546.8	-32.6	451.7	542.7	-32.6	
180"	365.8	274.3	494.8	824.2	-42.9	546.2	656.4	-39.1	542.7	652.0	-39.1	
200"	406.4	304.8	550.4	916.4	-47.6	607.0	729.5	-43.5	603.3	724.8	-43.5	
240"	487.7	365.8	661.6	1100.8	-57.2	728.7	875.6	-52.2	724.7	870.4	-52.2	
270"	548.6	411.5	745.0	1239.1	-64.3	819.9	985.3	-58.7	815.7	979.7	-58.7	
300"	609.6	457.2	828.4	1377.4	-71.4	911.2	1094.9	-65.2	906.7	1088.9	-65.2	

* Stated throw distances are standard values. * The values in the tables are design values and may vary.

