

you can
Canon

PROJECTOR

LV-7225
LV-7220

The versatile business
projector for all venues.



OFFICIAL SUPPLIER



Smart solutions for highly successful business presentations.



The versatile LV-7225 and LV-7220 are the perfect business projectors for large venues as well as smaller spaces. They deliver high brightness, exceptional image quality, easy placement and precise picture control - ensuring maximum performance at all times. Plus an extensive range of features and complete multimedia connectivity offer the flexibility required to meet your diverse presentation needs.

BRIGHT, BOLD IMAGES

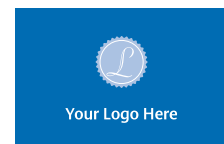
Both models feature true XGA projection for crisp and clear images. The LV-7225 provides superior viewing in all light conditions, thanks to an ultra high 2,500 lumens. Almost as powerful and even more affordable, the LV-7220 offers a more than adequate 2,000 lumens. Each has a high contrast ratio of 350:1, resulting in bright, vivid colours on screen.

REAL EASE OF USE

Both LV models are simple to set up and operate, via the on-screen menu. Most features can be selected automatically from the remote control unit, ensuring push-button ease. There's a laser pointer, on-screen pointer or spotlight function to draw attention to specific areas on the screen. Plus a Key Lock function disables the keys on the projector's control panel or remote control, avoiding accidental mishandling.



Default display



Your logo display

PRACTICAL LOGO PLACEMENT

You can easily customise your LV model to project your company logo at the start of each session. This immediately creates a positive impression on the audience before your presentation even starts. It can also be useful in helping to prevent unauthorised projector use.

QUIET OPERATION

There is no distraction as projector operation is quiet - just 35db in Quiet Mode. This is especially useful when giving presentations in small offices. Also linear fan control automatically adjusts the fan system with respect to room temperature, keeping fan noise down to a strict minimum.

PORTABLE PERFECTION

Weighing only 2.9 kg and with a small A4+ footprint, these lightweight LV projectors offer high performance portability for all your presentations. With a practical carry case, they're ideal for on-the-road business trips as well as for professional in-house use.

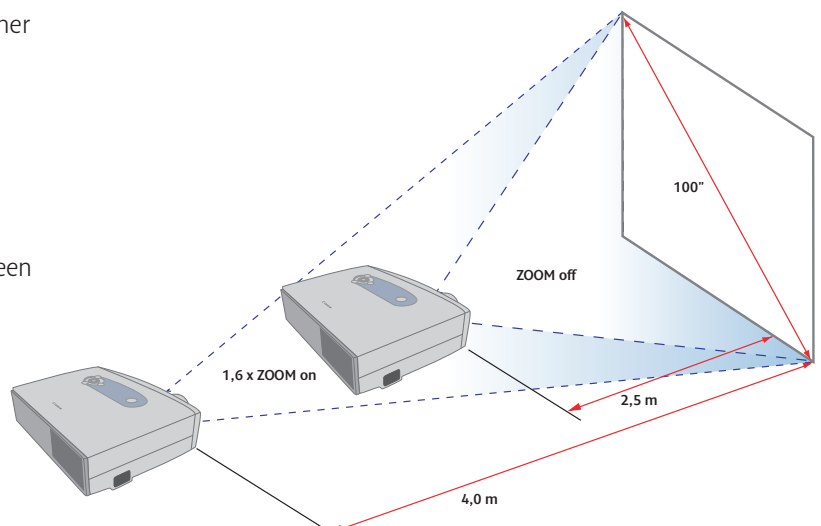
Highly flexible placement with a wide range of image settings.



Featuring Canon's superior lens technology, the versatile LV-7225 and LV-7220 ensure optimum picture quality in all surroundings. Furthermore, the image quality can be easily adjusted to suit all types of viewing, from razor-sharp graphics and photos for business presentations to high quality video and DVD film projection.

WIDE 1.6X ZOOM LENS ENSURES EASY PROJECTOR PLACEMENT

Get high performance projection in any venue - whether a small office, meeting room or a large conference room. When projecting in cramped spaces, these LV models can be set up very close to the screen and still produce a large, clear image. Canon's advanced projection lens features a 1.6x manual zoom lens, to ensure a remarkably wide range of throw distances. This includes perfect projection on a large 100-inch screen from anywhere between 2.5 meters up to 4 metres.



AUTO VERTICAL KEYSTONE CORRECTION TO REDUCE IMAGE DISTORTION

If a projector is slightly tilted from the screen it can cause image distortion. To rectify this problem, the LV-7225 and LV-7220 feature a built-in tilt sensor, offering automatic Vertical Keystone Correction. This function can be activated directly from the on-screen menu. Horizontal Keystone Correction is also available, ensuring virtually distortion-free images at all times.



Interlaced scanning



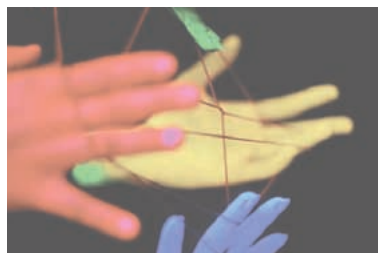
Progressive scanning

SUPERIOR QUALITY VIDEO PROJECTION

Conventional projectors use interlaced scanning to produce a single frame, often resulting in wavy lines on the screen. However, Canon's LV projectors feature Progressive Scanning, which reduces flickering when connected to an interlaced signal. This results in smoother movement, clear diagonal lines and super sharp titles. Ensuring a truly natural viewing experience for all your video screenings.

AUTO IMAGE MODE FOR CRISP, PURE BLACK TONES

When showing video or DVD projections in a darkened room, black areas on the screen are usually too light. However, with Canon's Auto Image mode, your LV projector automatically adjusts lamp brightness to bring out a pure black effect. The LV carries out constant checking 60 times per second - with auto lamp adjustment 15 times per second - to always ensure perfect viewing.



Auto Mode off



Auto Mode on

PERFECT PICTURE ADJUSTMENT FOR ALL SURROUNDINGS

Enjoy exceptional flexibility for picture adjustment, with eight settings provided for optimum data and video projection. Hi-Contrast Mode makes graphs and photographs look sharper. Cinema Mode is ideal for watching films in a darkened room. Or with the Blackboard Mode project flawless images directly onto blackboard surfaces - with white areas and text projected cleanly and clearly. There's also a Custom Mode which allows you to fine-tune several factors, including adjusting images that are too light or too dark (16-step gamma adjustment).



Source image



**Projected image
(with gamma adjustment)**



Advanced connectivity to a vast array of multimedia equipment.

To make your presentations more dynamic and professional, the LV-7225 and LV-7220 offer advanced connectivity to a wide range of multimedia equipment. Multiple interfaces are provided - to ensure clear, high quality projection with all types of equipment.

CONNECTION TO AN EXTERNAL MONITOR

If the projector is hooked up to a desktop PC, rather than a laptop, monitor connection is managed via analogue RGB switching, which handles both input and output signals.



EASY CONNECTIVITY WITH OPTIONAL SCART AND COMPONENT CONNECTERS

An optional SCART Connector and an optional Component Adapter are available. These allow easy connection and high quality projection with a wide range of equipment from different manufactures - including VCR and DVD players, digital camcorders and even game consoles. Video content is clearly projected via the Component Video Connection, eliminating annoying flickering on patterns and subtitles. This high quality interface is also ideal for High Definition TV projection.

FAST, DIRECT DIGITAL INTERFACE

A high speed DVI-I interface enables an all-digital connection between equipment, in a single step, to maintain perfect signal integrity. This gives a far clearer picture, without flickering, blurred lines, ghost images or coloration problems with text display. It also allows compatibility with HDCP-compliant* input equipment.

* High-bandwidth Digital Content Protection



SCART Cable
LV-CA31



Component Cable
LV-CA32

Optional Detachable Multi Card Imager for enhanced projector performance.



WIRELESS CONNECTION FOR MULTIPLE USERS

Insert a Wireless LAN Card in the Imager and different users can take turns sending data to the projector during meetings - in both a LAN or non-LAN environment. It also allows wireless mouse control for projector settings, directly from a PC.



REMOTE PROJECTOR MANAGEMENT

A Wired LAN Card connects the projector directly to your network. This offers control over power and image settings - with handy email alerts should any problem arise. If multiple LV projectors are connected, they can all be managed from a central location.

PC-FREE PRESENTATIONS

By simply transferring data to a Compact Flash Card, you can show sophisticated presentations anywhere, without having to take along a computer. PowerPoint presentations, digital camera images and other data can be displayed via the compact Multi Card Imager, with absolute ease.





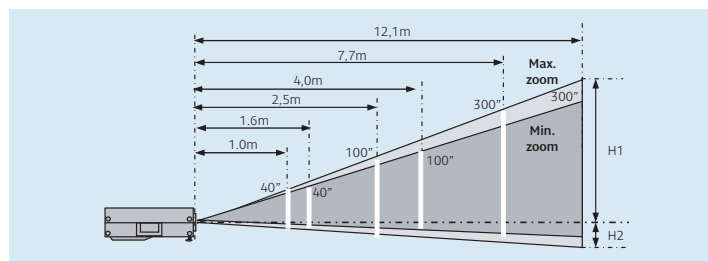
Specifications LV-7225 / LV-7220

Projection Panel	Poly-silicon TFT with a micro lens array (LV-7225) Poly-silicon TFT (LV-7220)
Size and number	0.79" (4:3 aspect ratio), x 3
Number of pixels	1024 x 768 (XGA)
Contrast ratio	350:1
Light source	200 W UHP lamp
F number & focal length	F1.73 - 2.5, f = 20.3 to 32.5 mm
Zoom magnification	1.6x
Zooming and focusing	Manual
Lens shifting	9:1
Image elevation adjustment	Up to 11.9 degrees
Brightness (Normal mode)	2500 Lumens (LV-7225) 2000 Lumens (LV-7220)
Brightness (Quiet Mode)	2000 Lumens (LV-7225) 1600 Lumens (LV-7220)
Uniformity	85%
Projection distance coverage	1.0 to 7.7 m
Screen size	40" to 300"
Supported RGB input	SXGA (Comp.) / XGA / SVGA / VGA
HDTV	1080i/1035i/720p compatible
Electronic zoom magnification	x 0.5 - x16 (Area ratio)
Keystone correction	Vertical (Auto): $\pm 40^\circ$ Horizontal: $\pm 20^\circ$
Horizontal resolution (video input)	550 TV lines
Scanning frequency	Horizontal: 15 to 100 kHz Vertical: 50 to 100 Hz Dot clock: 140 MHz
Colour systems	NTSC, PAL, SECAM, NTSC4.43, PAL-M and PAL-N s

Others features	Progressive scanning (480i/575i) AMSS (Automatic Scanning System) 10bit Digital Gamma Correction Picture Image Select (Standard, High contrast/Cinema, Custom)
Built-in speaker	4 cm x 3 cm, 1 W, Monaural
Analog RGB Input / Output	Mini D-sub15-pin (Component input, SCART input with an optional cable)
Digital Input	DVI-I with HDCP
Video Input	RCA x 1: composite, Mini DIN 4-pin x 1: S-Video
Audio input	Stereo mini-jack x 1
Audio output	Stereo mini-jack x 1
Mouse control	Mini DIN 8-pin(serial), USB type B
Dimensions	W: 300 mm, D: 238 mm, H: 94 mm
Weight	2.9 kg
Rated supply voltage	100 V, 100 to 120 V, 200 to 240 V, 50/60 Hz
Power consumption	270W (Quiet Mode 196W)
Noise	39dBA (Quiet Mode 35dBA)
Ambient temperature range	5 to 35° C
Storage temperature range	-10 to 60° C
Warranty	3 years (90 days for Lamp)
True Throwing Distance	
Screen size	40" 100" 300"
Zoom max	1.0m 2.5m 7.7m
Zoom min	1.6m 4.0m 12.1m

Some images are simulated for clarity of reproduction. All data is based on Canon's standard testing methods. This leaflet and the specifications of the product have been developed prior to the date of product launch. Specifications are subject to change without notice. ™ and ®: All company and/or product names are trademarks and/or registered trademarks of their respective manufacturers in their markets and/or countries.

True throwing distances (using standard projection lens)



Screen size	40"	100"	300"
Zoom max	1.0m	2.5m	7.7m
Zoom min	1.6m	4.0m	12.1m
Height, H1	54cm	135cm	405cm
Height, H2	6cm	15cm	45cm

Accessories

In-box					Optional				
Remote Controller	AC Power Cable	Mouse Control Cable	DVI/VGA Computer Cable	Carry Case	Multi Card Imager	SCART Cable LV-CA31	Component Cable LV-CA32	Replacement Lamp LV-LP18	Ceiling Attachment LV-CL08

you can
Canon

Canon Inc
www.canon.com

Canon Europa N.V.
www.canon-europe.com

English-UK Edition
© Canon Europa N.V., 2004 (0804)

Canon (UK) Ltd
Woodhatch
Reigate
Surrey
RH2 8BF
Tel 08705 143723

www.canon.co.uk

