

Panasonic

BUSINESS

PT-RZ570 Series

1-Chip DLP™ Projectors

PT-RZ570W
PT-RZ570B

Blending Premier 1-Chip DLP™ Images with Long-lasting SOLID SHINE Laser Power



Worldwide
Olympic Partner



Worldwide
Paralympic Partner





SOLID SHINE Laser: Ideal for Education and Business

Big, bold, pin-sharp images don't fade away fast with SOLID SHINE Laser. In fact, image quality and endurance far outstrips that of competitive lamp-based projectors, with almost no maintenance required. Add a suite of features that makes daily operation a breeze and you start to get the picture: the PT-RZ570 Series is a smart choice for beautiful images in classrooms, boardrooms, or office meeting spaces.

What do I want in a projector?

Excellent Picture Quality



✓ Bright, Natural Pictures in WUXGA

SOLID SHINE Laser guarantees magnificent image quality thanks to a powerful solid-state laser light source and four-segment color wheel that boosts color without sacrificing brightness.

Image Quality Maintained



✓ Anti-Dust Protection

These projectors are dustproof. There are no lamps or filters to replace. Just sit back and enjoy 20,000 hours* of maintenance-free projection with consistently brilliant picture quality.

* Panasonic recommends cleaning or checkup at point of purchase after 20,000 hours (approximately). Light source lifetime may be reduced depending on environmental conditions. Dustproof tests are conducted to confirm operational effectiveness under conditions with 0.15 mg/m³ of particulate matter (based on tests by the American Society of Heating, Refrigerating, and Air-Conditioning Engineers [ASHRAE], and the Japanese Building Maintenance Association). Measurements are made using acceleration tests.

Low Running Costs



✓ Low Total Cost of Ownership

SOLID SHINE Laser Phosphor projectors are cheaper to run, end of story. They require almost no maintenance, and with a variety of ECO features, use much less energy to operate continuously.

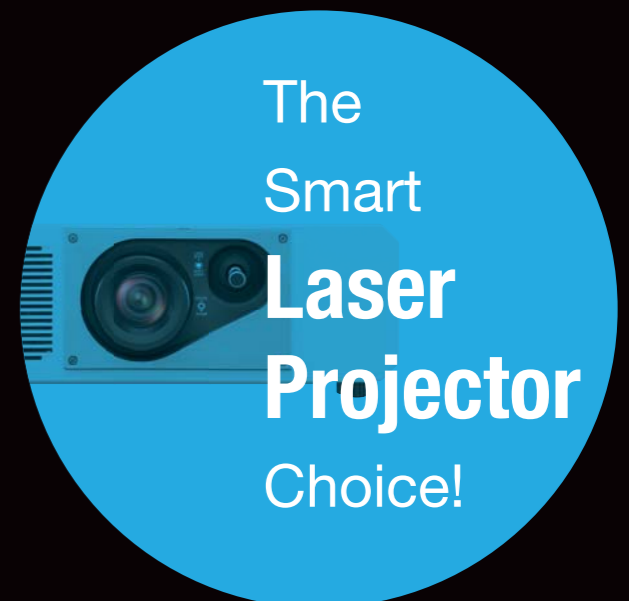
Instant Projection



✓ Quick Start* and Quick Off

Because the PT-RZ570 Series is powered by SOLID SHINE Laser technology, you can turn the projector on and off any time you like. With Quick Startup Mode, projection begins in about one second*. No warm up period, no wait.

* When ECO MANAGEMENT > QUICK STARTUP is set to ON. Quick Start is unavailable after Available Period setting has expired. When QUICK STARTUP is set to ON, power consumption is increased.

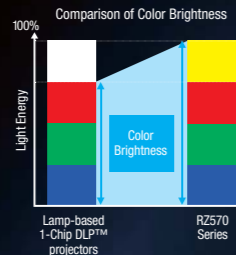


Leading the Industry with Superior 1-Chip DLP™ SOLID SHINE Laser Phosphor Projection



SOLID SHINE Laser is Enhanced with the Latest DLP™ Technology

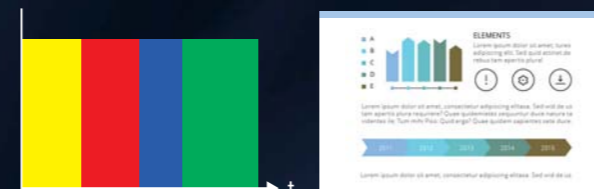
Together with the latest DLP™ module for detailed WUXGA resolution and new-generation solid-state laser diodes for high brightness, PT-RZ570 Series' outstanding performance stems from a four-segment Quartet Color Harmonizer color wheel that reduces energy loss from the light source, an all-new heat-resistant phosphor wheel, and an optimized laser drive system to boost perceived brightness and improve color accuracy.




Rich Color Enhancer

Rich Color Enhancer offers a Dynamic Mode setting to increase image brightness, or Graphic Mode/Standard Mode, which adjusts color-wheel timing to produce deeper, richer colors in rooms where maximum brightness is unnecessary.

Dynamic Mode - for Brighter Images



Standard / Graphic Mode - for Colorful Images



Natural White Balance

Quartet Color Harmonizer captures a wider section of the color gamut than comparable projectors, which in turn allows white to be reproduced realistically on screen. In conventional projectors, if an ideal white balance isn't achieved, images can appear with a distracting greenish tint.


Laser Module Maintains Picture Quality for Longer

Thanks to the long-lasting laser light-source module, there are no lamps to replace and image color and brightness degrade more gradually and in a linear rather than exponential fashion. As well as reducing maintenance hassle, picture quality is maintained for longer.

Outstanding Brightness and Picture Quality

Dynamic Light Control

The PT-RZ570 Series projector directly modulates laser power output to enable high contrast while reducing power consumption. Digitally controlled frame-by-frame scene-linking modulation ensures highly precise light output adjustment, and accurate 20,000:1*1 contrast is achieved even when bright and dark scenes suddenly or frequently interchange.




Daylight View Basic Produces Pin-Sharp Images in Bright Environments

Panasonic's Daylight View Basic technology achieves sharp, easily viewed images by enhancing detail, particularly in dark areas of the image that are normally difficult to see in brightly lit rooms. A built-in sensor measures ambient light while Daylight View Basic adjusts halftone color and brightness according to the surrounding level of illumination.



Detail Clarity Processor 3 Sharpens the Finest Details

This unique Panasonic circuit optimizes the sharpness of each image based on the super high, high, medium, and low frequency components of the extracted image information. The resulting images are expressed with natural realism.



DICOM Simulation Mode*2


This imaging mode is similar to the DICOM Part 14 medical imaging standard. It lends a film-like resolution to X-ray images, making the PT-RZ570 Series ideal for medical presentations and training.



Long-lasting Reliability and Low Maintenance


Dust-Resistant Airtight Optical Block

PT-RZ570 Series' optical block—the heart of these projectors—is airtight. The design has passed stringent testing to assure reliable operation in dusty environments with 0.15 mg of particulate matter per cubic meter (based on American Society of Heating, Refrigerating, and Air-Conditioning Engineers [ASHRAE] and Japanese Building Maintenance Association guidelines). The structure prevents brightness degradation from dust intrusion. PT-RZ570 Series ensures consistent and long-lasting image quality for up to 20,000 hours*3 without maintenance.



Efficient Cooling System

Heat-pipe cooling for the laser light source and a heavy-duty heat sink for the DMD module keep images crisp and bright while reducing fan speed, lowering noise levels and preventing distractions in quiet classrooms.



1-Chip DLP™ Projector
PT-RZ570

5,400 lm (Center) 5,200 lm WUXGA 20,000 : 1


PT-RZ570B

*1 With Dynamic Mode and Dynamic Contrast set to ON. *2 This product is not a medical instrument. Do not use for actual medical diagnosis. *3 Panasonic recommends cleaning or checkup at point of purchase after 20,000 hours (approximately). Light source lifetime may be reduced depending on environmental conditions. Dustproof tests are conducted to confirm operational effectiveness under conditions with 0.15 mg/m³ of particulate matter (based on tests by the American Society of Heating, Refrigerating, and Air-Conditioning Engineers [ASHRAE], and the Japanese Building Maintenance Association). Measurements are made using acceleration tests.

Functions to Make Life Easy

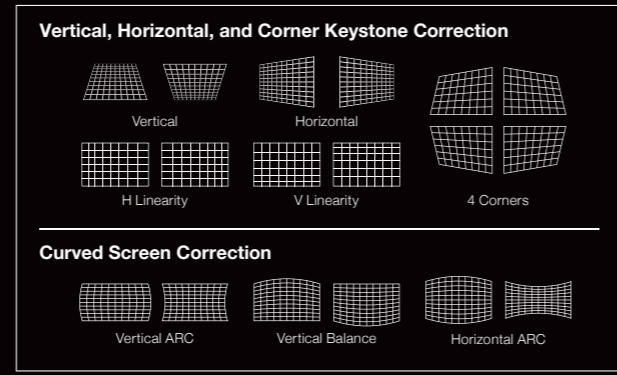
Wide-Range 2.0x Zoom and Lens Shift

The inclusion of a versatile 2x zoom and joystick-operated wide-range lens shift grants flexibility for installation in different rooms and for projection on different screen sizes. To produce a 100-inch-diagonal wide-screen image, projection distance extends from approximately 3.3 m (10.8 ft) to approximately 6.7 m (22.0 ft).



Screen Adjustment for Specially Shaped Screens

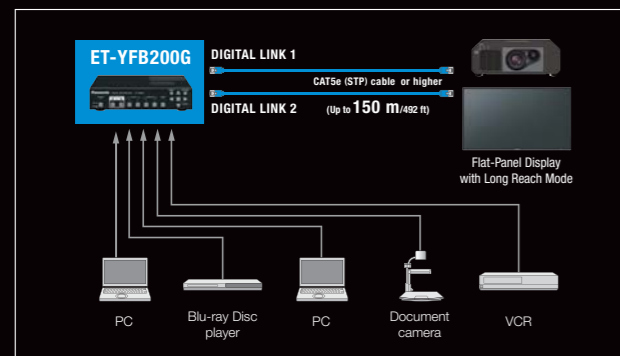
Horizontal, vertical, and corner keystone correction adjusts the image shape for clear visibility when projecting off-axis or from an unusual angle. Curved Screen Correction allows for the projection of natural, distortion-free images onto curved or cylindrical surfaces.



Images can be projected onto curved surfaces.

Single-Cable DIGITAL LINK Control and Video Connection

DIGITAL LINK supports transmission of uncompressed Full HD video and control commands through a single CAT 5e or higher STP cable for distances of up to 150 m (492 ft)*. Add an optional DIGITAL LINK Switcher or Digital Interface Box to further simplify installation in large venues while reducing cost and improving reliability at the same time.




Silent 28 dB*6 Operation Mode

Technologies combine to keep noise levels down to just 28 dB*6 in Silent Mode so the sound of the cooling fan is hardly noticeable. This is made possible by an efficient cooling system, reduction of light output to limit fan speed, and color-wheel speed control to prevent excessive noise.

Auto Screen Image Rotation

Images are automatically*7 rotated depending on installation orientation—upside down on the ceiling or set on a table—using a built-in angle sensor.



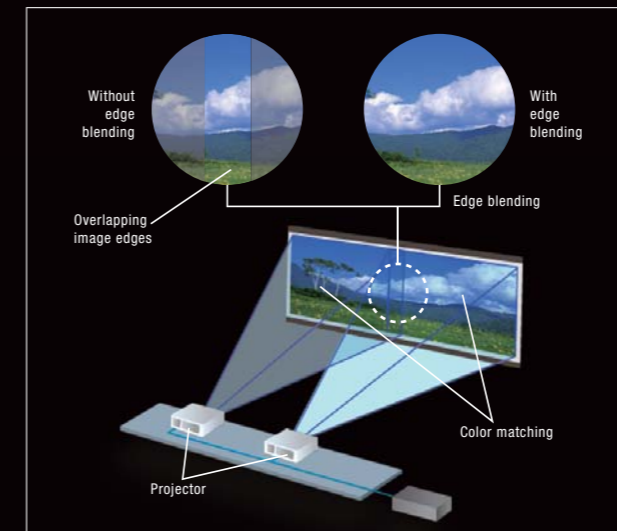
Free 360-degree Rotation

Projection is possible in any direction vertically and horizontally, and the unit can be rotated 360 degrees for installation at any angle.



Edge Blending and Color Matching

Adjoining edges in a multi-screen system can be blended to create a smooth and seamless image. Slight variations in the color reproduction of individual projectors can be corrected in multi-screen applications.



Art-Net DMX Compatible

PT-RZ570 Series is compatible with Art-Net DMX protocol for lighting management. Art-Net compatibility allows the projector to be connected to a lighting console with easy control of functions.

Fade In and Fade Out

Digital laser output power modulation technology also enables a handy Fade In/Fade Out function for a smoother presentation.


ECO Management System

Push the ECO button on the remote control to set up Eco Management functions, including automatic brightness reduction in dim ambient lighting conditions, and power consumption reduction when no input signal is detected.



Picture-in-Picture Capability

Two different image sources can be simultaneously displayed on a single screen: for example video via HDMI1 can be projected together with content from Computer or DIGITAL LINK.

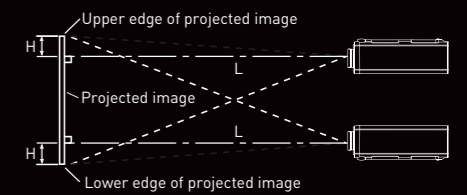


Projection distance

Unit: meters [feet]

PT-RZ570 (16:10 aspect ratio)

Projection image size Diagonal (inch)	Projection distance (L)		Height from the edge of screen to center of lens (H)	
	min.	max.		
1.02 (40")	1.22 [4.02]	2.51 [8.24]	-0.08 -0.51	[-0.26 - 1.67]
1.27 (50")	1.54 [5.07]	3.15 [10.33]	-0.09 -0.63	[-0.30 - 2.07]
1.52 (60")	1.86 [6.12]	3.78 [12.43]	-0.11 -0.76	[-0.36 - 2.49]
1.78 (70")	2.18 [7.17]	4.42 [14.52]	-0.13 -0.89	[-0.43 - 2.92]
2.03 (80")	2.50 [8.22]	5.06 [16.61]	-0.15 -1.01	[-0.49 - 3.31]
2.29 (90")	2.82 [9.27]	5.70 [18.71]	-0.17 -1.14	[-0.56 - 3.74]
2.54 (100")	3.14 [10.32]	6.34 [20.80]	-0.19 -1.27	[-0.62 - 4.17]
3.05 (120")	3.78 [12.42]	7.61 [24.98]	-0.23 -1.52	[-0.75 - 4.99]
3.81 (150")	4.74 [15.57]	9.53 [31.26]	-0.28 -1.90	[-0.92 - 6.23]
5.08 (200")	6.34 [20.82]	12.72 [41.73]	-0.38 -2.53	[-1.25 - 8.30]
6.35 (250")	7.94 [26.07]	15.91 [52.20]	-0.47 -3.16	[-1.54 - 10.37]
7.62 (300")	9.54 [31.32]	19.10 [62.66]	-0.57 -3.80	[-1.87 - 12.47]




Optional accessories



For more information, please visit our global website: panasonic.net/avc/projector
 * Use ET-PKD120H Ceiling Mount Bracket (for high ceiling) and ET-PKD120S Ceiling Mount Bracket (for low ceiling) in combination with ET-PKD130B Projector Mount Bracket.

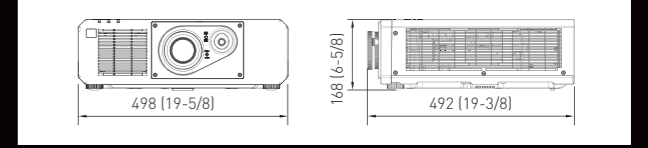
Terminals



- 1. VIDEO IN terminal
- 2. COMPUTER 1 IN terminal
- 3. COMPUTER 2 IN/1 OUT terminal
- 4. DVI-D IN terminal
- 5. HDMI 1 IN terminal
- 6. HDMI 2 IN terminal
- 7. DIGITAL LINK terminal
- 8. LAN terminal
- 9. AUDIO IN 1 terminal
- 10. SERIAL IN terminal
- 11. AUDIO IN 2/3 terminal
- 12. AUDIO OUT terminal (Variable)
- 13. USB terminal (Power supply only)

Dimensions

Unit: mm (inches)



*4 150 m (492 ft) transmission available only with ET-YFB200G DIGITAL LINK Switcher for signals up to 1080/60p (dot-clock frequency 148.5 MHz). *5 When ECO MANAGEMENT > QUICK STARTUP is set to ON. Quick Start is unavailable after Available Period setting has expired. When QUICK STARTUP is set to ON, power consumption is increased. *6 In Silent Mode. 33 dB in Normal Mode. *7 Manual setting also available via setup menu.

Specifications

Model	PT-RZ570	
Power supply	AC 100–240 V, 50/60 Hz	
Power consumption	500 W (520 VA, 100 V AC), Normal: 375 W, Eco: 350 W, Silent: 350 W, Shutter: 40 W. [Operating temperature: 25 °C (77 °F), altitude: 700 m (2,297 ft), IEC62087: 2008 Broadcast Content, Picture Mode: Standard, Dynamic Contrast: ON], 0.5 W with STANDBY MODE set to ECO*1, 10 W with STANDBY MODE set to Normal (22 W with STANDBY MODE in AUDIO SETTING set to ON and QUICK STARTUP function disabled, 50 W with QUICK STARTUP function enabled). [Operating temperature: 25 °C (77 °F), altitude: 700 m (2,297 ft), IEC62087: 2008 Broadcast Content]	
DLP™ chip	Panel size	17.0 mm (0.67 inches) diagonal (16:10 aspect ratio)
	Display method	DLP™ chip × 1, DLP™ projection system
	Pixels	2,304,000 (1920 × 1200) × 1
Lens	Manual zoom (x2) / focus lenses (1.46–2.94:1), F 2.0–3.4, f 21.5–43.0 mm	
Light source	Laser diode (Laser class: Class 1) (Class 3R for North America) Luminance life: 20,000 hours at half luminance (Normal Mode, Temperature: 35 °C [95 °F], altitude: 700 m [2,297 ft], Dust: 0.15 mg/m ³)	
Screen size (diagonal)	1.02–7.62 m (40–300 inches)	
Brightness	5,400 lm (Center)*3 / 5,200 lm*2*3	
Center-to-corner uniformity*2	90 %	
Contrast*2	20,000:1 (Full On/Full Off, Dynamic Mode and Dynamic Contrast: ON)	
Resolution	1920 x 1200 pixels	
Scanning frequency	HDMI/DVI-D/DIGITAL LINK	fh: 27–100 kHz, fv: 24–120 Hz, dot clock: 25–162 MHz, 525i (480i)*4, 625i (576i)*4, 525p (480p), 625p (576p), 750 (720)/60p, 750 (720)/50p, 1125 (1080)/60i, 1125 (1080)/50i, 1125 (1080)/24p, 1125 (1080)/24sF, 1125 (1080)/30p, 1125 (1080)/60p, 1125 (1080)/50p, VGA (640 x 480)–WUXGA*5 (1920 x 1200), compatible with non-interlaced signals only
	RGB	fh: 15–100 kHz, fv: 24–120 Hz, dot clock: 20–162 MHz
	YPbPr (YCbCr)	fh: 15.73 kHz, fv: 59.94 Hz [525i (480i)], fh: 15.63 kHz, fv: 50 Hz [625i (576i)], fh: 31.50 kHz, fv: 60 Hz [525p (480p)], fh: 31.25 kHz, fv: 50 Hz [625p (576p)], fh: 45.00 kHz, fv: 60 Hz [750 (720)/60p], fh: 37.50 kHz, fv: 50 Hz [750 (720)/50p], fh: 33.75 kHz, fv: 60 Hz [1125 (1080)/60i], fh: 33.75 kHz, fv: 60 Hz [1125 (1080)/60i], fh: 28.13 kHz, fv: 50 Hz [1125 (1080)/50i], fh: 28.13 kHz, fv: 25 Hz [1125 (1080)/25p], fh: 27.00 kHz, fv: 24 Hz [1125 (1080)/24p], fh: 27.00 kHz, fv: 24 Hz [1125 (1080)/24p], fh: 27.00 kHz, fv: 48 Hz [1125 (1080)/24sF], fh: 33.75 kHz, fv: 30 Hz [1125 (1080)/30p], fh: 67.50 kHz, fv: 60 Hz [1125 (1080)/60p], fh: 56.25 kHz, fv: 50 Hz [1125 (1080)/50p]
	Video	fh: 15.73 kHz, fv: 59.94 Hz (NTSC/NTSC4.43/PAL-M/PAL60), fh: 15.63 kHz, fv: 50 Hz (PAL/PAL-N/SECAM)
Optical axis shift*6	Vertical (from center of screen)	+64 %, -44 % (manual)
	Horizontal (from center of screen)	+34 %, -27 % (manual)
Keystone correction range	Vertical: ±40 °, Horizontal: ±20 ° (Up to a total of ±60 ° during simultaneous horizontal and vertical correction)	
Installation	Ceiling/floor, front/rear, free 360 ° installation	
Terminals	HDMI IN	HDMI 19-pin × 2 (Deep Color, compatible with HDCP), Audio signal: Linear PCM (Sampling frequency: 48 kHz/44.1 kHz/32 kHz)
	DVI-D IN	DVI-D 24-pin × 1 (DVI 1.0 compliant, compatible with HDCP, compatible with single link only)
	COMPUTER 1 IN	D-sub HD 15-pin (female) × 1 (RGB/YPbPr/YCbCr/YC)
	COMPUTER 2 IN/1 OUT	D-sub HD 15-pin (female) × 1 (RGB/YPbPr/YCbCr)
	VIDEO IN	Pin jack × 1 (composite video)
	AUDIO IN 1	Pin jack × 2 (L-R × 2)
	AUDIO IN 2/3	M3 x 1 (L-R × 1) / M3 x 1 (L-R × 1)
	AUDIO OUT	M3 x 1 (L-R × 1) (variable)
	SERIAL IN	D-sub 9-pin (female) × 1 for external control (RS-232C compliant)
	LAN	RJ-45 x 1 for network connection, 10Base-T/100Base-TX, compatible with Art-Net, compliant with PJLink™ (Class 1)
	DIGITAL LINK	RJ-45 x 1 for network/DIGITAL LINK connection (video/audio/network/serial control), 100BASE-TX, compatible with Art-Net, Deep Color, HDCP, compliant with PJLink™ (Class 1)
USB	Type A x 1 (5 V, 900 mA)	
Cabinet materials	Molded plastic	
Dimensions (W × H × D)	498 x 168*8 x 492 mm (19 5/8" x 6 5/8"*8 x 19 3/8")	
Weight*7	Approximately 16.3 kg (35.9 lbs)	
Operation noise*2	28 dB (Silent Mode), 33 dB (Normal/Eco Mode)	
Operating environment	Operating temperature: 0–45 °C (32–113 °F)*9, operating humidity: 10–80 % (no condensation)	
Supplied accessories	Power cord with secure lock x 1 (x 2 for EU models), wireless remote control unit × 1, batteries for remote control (R03/AAA or LR03/AAA type × 2), software CD-ROM (Logo Transfer Software, Multi Monitoring & Control Software × 1)	

*1 When Standby Mode is set to Eco, network functions such as power on over LAN will not operate. *2 Measurement, measuring conditions, and method of notation all comply with ISO 21118 international standards. *3 With operation mode set to Normal. *4 Only compatible with dot clock frequency of 27 MHz (pixel repetition signal). *5 WUXGA resolution supports CVT-RB signals (WUXGA60RB) and CVT (WUXGA60/WUXGA50) signals. *6 When installed in conventional orientation, upper side and right side facing toward the screen are "+". When installed on the ceiling, bottom side and left side are "+". *7 Average value. May differ depending on the actual unit. *8 With legs at shortest position. *9 The operating environment temperature should be between 0 °C (32 °F) and 40 °C (104 °F) when the projector is used at altitudes between 1,400 m (4,593 ft) and 4,200 m (13,780 ft) above sea level. When [PROJECTOR SETUP] menu > [ECO MANAGEMENT] > [OPERATING MODE] is set to [ECO] or [SILENT], the projector cannot be used at an altitude of 2,700 m (8,858 ft) or higher above sea level. When using the projector at an altitude lower than 2,700 m (8,858 ft) above sea level and the operating environment temperature is 35 °C (95 °F) or higher, light output may be reduced to protect the projector. When using the projector at an altitude between 2,700 m (8,858 ft) and 4,200 m (13,780 ft) and the operating environment temperature is 25 °C (77 °F) or higher, light output may be reduced to protect the projector.

Panasonic®



For more information about Panasonic projectors, please visit:
 Projector Global Website – panasonic.net/avc/projector
 Facebook – www.facebook.com/panasonicprojector
 YouTube – www.youtube.com/user/PanasonicProjector

Weights and dimensions shown are approximate. Specifications and appearance are subject to change without notice. Product availability differs depending on region and country. This product may be subject to export control regulations. DLP, DLP logo and DLP Medallion logo are trademarks or registered trademarks of Texas Instruments. The projection distances and throw ratios given in this leaflet are for use only as guidelines. For more detailed information, please consult the dealer from whom you are purchasing the product. The PJLink trademark is an application trademark in Japan, the United States, and other countries and regions or registered trademarks. HDMI, the HDMI Logo, and High-Definition Multimedia Interface are trademarks or registered trademarks of HDMI Licensing LLC in the United States and other countries. All other trademarks are the property of their respective trademark owners. Projection images simulated. 36 USC 220506 © 2016 Panasonic Corporation. All rights reserved.

All information included here is valid as of February 2016.

PT-RZ570G1 Printed in Japan.