

Installation projector range

Innovation that exceeds expectations



EPSON[®]
EXCEED YOUR VISION

Defining the future in projection technology

Your success in the changing world of visual communications means projecting brighter, bolder, more creative images in the largest, most sophisticated venues. That's why we work so hard to develop innovative, versatile projectors that push presenting to the next level.

Our commitment to product quality, technology, relationships and service and support is the reason we have been market leader for projectors for over 14 years¹.



**EPSON
WORLD LEADER
IN PROJECTORS¹**

Exceptional quality

We research, develop and manufacture our projectors to ensure superb image quality, ease of operation and reliability. Our 3LCD technologies produce images that are three times brighter than 1-chip DLP projectors², and the inorganic light engine in our laser projectors enabled the world's brightest 3LCD laser projector³, the EB-L25000U. Developments such as 4K enhancement technology prove our dedication to taking projectors into the future.

Inspirational technology

Our projectors add flexibility, quality and creativity to just about any venue. Versatile set up and connectivity make great presenting simple and include 360° installation and easy networking. Extensive lens options have the power and flexibility to enhance any subject, with features including motorised adjustment, memory function and an ultra-short-throw zero offset lens that projects a 200-inch screen from just 1.5m.

Building relationships

We work closely with customers and partners to build ongoing relationships that grow with your business. Your feedback helps us to tailor our products to your changing needs and to define the future of your business environment. This results in unique innovations such as our inorganic LCD panels and phosphor wheel for superior light, improved heat-resistance and added longevity.





Comprehensive support

Your peace of mind is a key goal, so as well as building rugged products that last, we give you a range of service and support options that cover your projectors while you concentrate on being creative for your customers and audiences. From pre-sales advice to ongoing assistance and access to expertise, our standard and CoverPlus 365 warranties give you large-scale ongoing backup that works.



Exceeding audience demands

Modern audiences have high expectations, so expand your creativity at big events and attractions with features including portrait projections and split-screens, 360° installation and projection onto floors, ceilings, corners and curved surfaces. From education and art galleries to digital signage and corporate events, from in-house projector fleets to the rental market, Epson projectors are the smart, effective solution.



Quality is in our DNA

Our uncompromising commitment to manufacturing quality and meticulous design detail add power to your presentations. Whether you choose our acclaimed lamp models or our latest laser projectors, you can rely on a level of quality that consistently leaves our competitors standing.

A history of world firsts

Building on the success of the world's first 12,000lm 3LCD laser projector⁴ (EB-L1500U/EB-L1505U), the new EB-L25000U takes brightness to 25,000lm. The inorganic LCD panels and phosphor wheel have superior heat and light-resistance to deliver superb quality, new levels of reliability and bright, vibrant images for extremely long periods.



Better by definition

Show your audiences the future of projecting with 4K enhancement technology⁵. This technology allows you to watch 4K content or digitally upscale Full HD 1080p content, by shifting pixels diagonally by 0.5 pixels to effectively double resolution. This gives viewers the 4K experience, with improved texture, exceptional sharpness, clarity and detail.



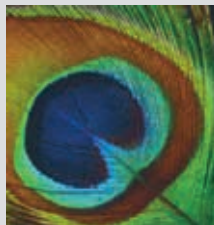
Built to last

Epson projectors are built to excel in challenging environments. The EB-L25000U delivers flawless performance even in dusty or smoky conditions because key components including the inorganic panels, inorganic phosphor wheel and laser bank are housed in a sealed structure. It also has a pipe frame and base plate structure to greatly improve casing durability.


The power of research

We are committed to remaining world number one for projectors¹, with 70% of our Research and Development team of 1,100 engineers dedicated to projectors. We never stop working to find ways to give you the latest in quality, reliability and flexibility.

Full HD



4K enhancement



Simulated images



3LCD bolder, brighter colour

Our 3-chip solid-state optical engines deliver vibrant realistic images and optimise white balance and black colour matching for seamless blending. Equally high White and Colour Light Output means that images are not only extremely consistent, they are also three times brighter than 1-chip DLP projectors², with no rainbow effect.



Conventional projectors – using 1-chip DLP technology



Epson 3LCD technology – three times brighter than competitor technology²

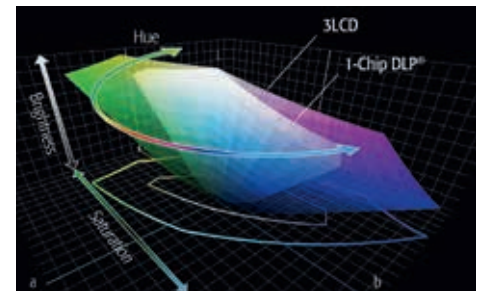


Consistent performance

Match brightness levels to your situation with more precise adjustment in increments of 1%, and maintain specific levels over a prolonged period of time with constant brightness mode⁵. This is useful in places like art galleries where consistent, accurate projections reflect the artist's vision.

Wider colour gamut

Achieve up to three times the colour gamut of 1-chip DLP projectors with Epson's HTPS panels. This core technology produces more vibrant colours with more accurate colour reproduction. You can also adjust hue, saturation and brightness for each colour in the RGB and CMY colour models.



Breakthrough projector technology



Our technological innovations give you the power to project images that are simply better than the competition, and our latest laser projectors represent another big step forward in brightness, flexibility and reliability. Whatever your needs and budget, you have the creative freedom to entertain and inspire.

Flexible 360° installation

Enhance your presenting possibilities with 360° installation and project from any angle with no loss of brightness or image quality. Being able to install your projector just about anywhere in any orientation brings floors and ceilings into play so you can create images in surprising places that really capture attention.

Big impact projection

Panoramic and portrait projection are ideal for fashion shows and product launches. Create seamless multi-projector images on one giant screen or use portrait mode to bring out the best in digital signage and displays. Edge blending and scaling perfectly matches each image in terms of brightness and colour, with no visible joins.





Built-in camera

Keep images consistent and maintenance to a minimum with the innovative built-in camera on our laser projectors. It detects screens that have become uneven or discoloured over time or notices subtle inconsistencies between multiple projectors and makes necessary adjustments to ensure smooth, accurate, uniform projections.

Simple control

Use features such as Epson EasyMP to monitor and control projectors, with fleet control across a network or on a web browser to keep track of up to 1,000 projectors. The latest models feature a newly designed OSD Control Pad function that shows a representation of lens conditions on a smart device.

Get connected

A wide range of connectivity to devices, memory storage and networks make it simple to get set up and integrated. This includes wireless networking and HDBaseT for Full HD audio and video control from up to 100m away with a Category 5e cable, ideal for large venues.

Store your settings

We design everything to make presenting as smooth and as simple as possible, including a lens memory feature which stores up to 10 settings including lens shift position, focus and projection sizes. This makes it easy to adjust the projector to match the aspect ratio of your content.



Lenses to match your vision

Choose the ideal lens for your presenting environment from a wide range of easily interchangeable, motorised options available for many models. These maximise quality and versatility and make it easier to use an existing ceiling or wall mount. The ultra-short-throw zero offset lens produces a 200-inch screen from only 1.5m away, ideal for small spaces.



Developing relationships for the future

Building strong relationships helps us to give you targeted projector solutions and the finest ongoing service and support.

The best relationships work both ways, so we listen to our customers and your audiences and use what we learn to develop future products. Great reliability comes as standard, but relationships help both of us to build on our success and to stay at the cutting edge of our businesses.

CoverPlus365



Comprehensive assistance

Our optional CoverPlus 365 warranty delivers true round-the-clock backup to cover just about any eventuality. This exceptional programme is designed to keep you presenting, with a range of features including direct access to trained experts, and advice and assistance before, during and after sales. It also offers replacement projectors, lamps and filters for on-site swap out, and onsite maintenance training.

Total peace of mind

Our standard warranties are another point of difference between Epson and other projector manufacturers, covering you for an extensive 3 or 5 years (depending on product) or 20,000 hours of use, whichever comes first⁶.

Stronger connections

Our large scale service capability gives us the power to respond and act very quickly should you need us. We work very closely with our channel partners, while our extensive sales force and dedicated end user and corporate teams give you a wide network of contact points for all aspects of sales, service and advice.

Quality with reliability

All of our projectors are built to last, and offer flawless ongoing performance with minimum maintenance. All projector parts are designed and built under meticulous conditions to ensure a long life and easy maintenance and replacement, from our lasers (up to 56,000 hours) to our advanced filters (up to 30,000 hours).

Epson genuine lamps

Genuine Epson lamps deliver high brightness and excellent colour to give you maximum performance and quality. These lamps are manufactured and shipped under rigorous quality control systems to ensure a long, trouble-free life.

1. Epson's partner works out your business needs



Our partner will help you to work out your requirements, the projector model and number of units that's right for your business.

2. Epson's partner outlines the cover agreement



Once agreed our partner will process your request.

3. Your projectors are delivered and installed



Your projectors are delivered, set-up and installed to your business requirements.

4. Register your products and request the swap out pack



Simply call the priority Epson helpdesk to register your projectors and request the swap out product.

5. Epson will contact you to arrange on-site training



Epson will contact you to arrange onsite training for preventative maintenance.

6. The swap out products are dispatched to you



The swap out projector and where relevant lamp and filter, will be sent directly to you on completion of any training.

7. Enjoy continued support with CoverPlus365



You will receive ongoing help and support 365 days a year resulting in minimum downtime caused by servicing and repairs.

*Minimum quantity required to qualify for CoverPlus365.

Projection without limits

Take your visual creativity to the next level with our breathtaking laser installation projectors. Enjoy unprecedented imaging power with the latest exclusive Epson technologies and impress audiences with the future of large scale presenting.

Transform the way your audiences look at corporate and higher education presenting, visitor attractions, museums and galleries and stunning digital signage at shopping centres, sports events and more. Our new laser projectors prove that we never stop taking the world of presenting forwards.

Superb image quality

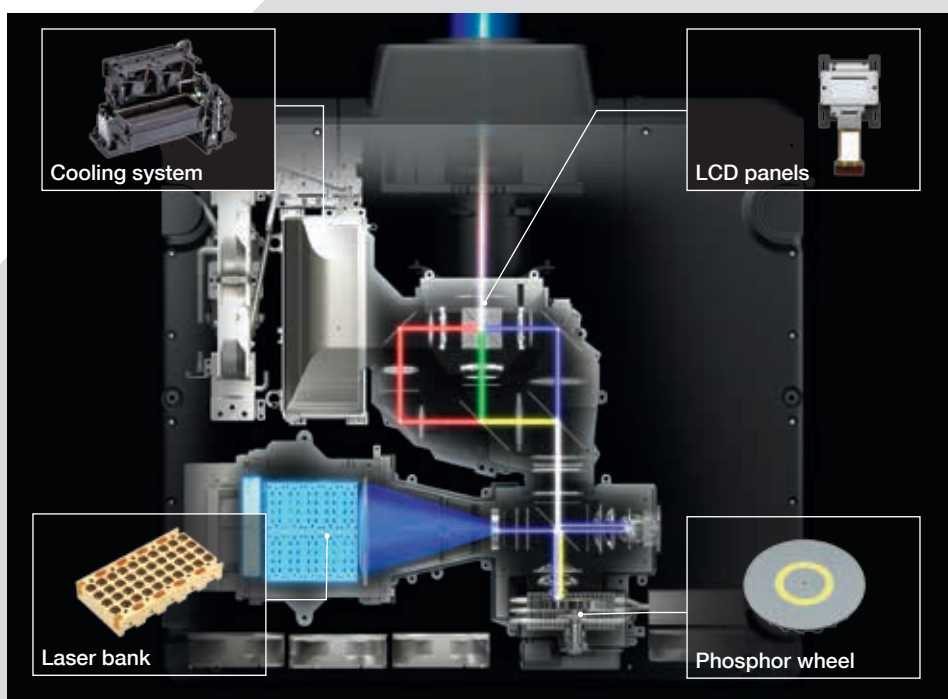
Our laser projectors have redefined image quality, from the world's first 12,000lm WUXGA 3LCD laser model⁴ (EB-L1500U/EB-L1505U) to the world's brightest 3LCD projector with 25,000lm (EB-L25000U)³. This, combined with the improved texture and exceptional sharpness, clarity and detail of features like our 4K enhancement technology, keep us at the cutting edge of projectors.

Versatile lens options

Optional motorised lenses make it easy to find the perfect match for your subject and venue, while lens memory recalls settings for even faster set up. Choose from a wide range of lenses including an ultra-short-throw (UST) zero offset lens⁷, which produces a 200-inch screen from only 1.5m away. A choice of lenses also makes it simple to use an existing ceiling or wall mount.

Installation flexibility

Our laser projectors give you extra creative potential in the widest range of presenting venues. The EB-L25000U is particularly compact for easy installation, while all laser models offer 360° installation and wide lens shift. This means you can project in any direction and use extensive adjustment to create perfect images on just about any surface. Portrait projection is simple, and when you use multiple projectors to create an even bigger image, edge blending makes joins invisible⁵.



High reliability

Our newly developed inorganic phosphor wheel has superior light and heat-resistance and delivers excellent reliability. This works perfectly with our inorganic LCD panels to produce bright, vibrant images for extremely long periods. In fact, you can rely on a light source that is maintenance-free for 20,000 hours. Our projectors keep you working even in environments where dust and smoke may be common, and the specialised sealed structure of the EB-L25000U maximises image quality as well as reliability.



Laser highlights

- WUXGA native resolution, 2,000:1 native contrast ratio
- 3LCD inorganic panels and phosphor wheel
- Easy set up with power lenses and memory
- Consistent images with built-in camera
- Presenting flexibility with 360° installation
- Maintenance-free 20,000hrs light source and filter life up to 30,000hrs
- Optional ultra-short-throw lens (<math><0.35:1</math>)
- Monitor, adjust and control via web browser or smart device
- Synchronise lighting, audio and programmed sequences with DMX-ArtNet
- Connectivity includes HDBaseT, HDMI, DVI and 3G SDI

EB-L1000 Series

EB-L1100U, EB-L1105U, EB-L1200U, EB-L1300U, EB-L1405U, EB-L1500U, EB-L1505U

Discover the difference with the projector range that introduced the world's first 12,000lm WUXGA 3LCD laser model⁴ (EB-L1500U/EB-L1505U) and began a new era of installation projection.

Project truly stunning images easily and make a big impact at a very wide range of venues and events with presenting flexibility to match. With very high reliability and almost no maintenance these projectors can handle the busiest workloads.

- White and Colour Light Output from 6,000lm to 12,000lm

EB-L25000U

EB-L25000U

Create stunning visuals at any venue on a very big scale with a groundbreaking combination of 25,000lm brightness, beautiful images, extreme reliability and flexible presenting options.

This model is compact and lightweight but also highly durable and robust. Featuring a sealed optical system for enhanced performance in dusty or smoky environments and a combined water and air cooling system for enhanced reliability.

Setting the standard

Our 3LCD lamp technologies have been leading in the industry for many years, giving you the power to redefine the way business and education professionals communicate with audiences.

From lecture halls or auditoriums to art galleries or publicity events, Epson projectors have been at the heart of the move into truly versatile digital communications.

Lamp highlights

- Superb projections with up to 11,000lm brightness and up to WUXGA resolution
- Outstanding quality with features including 4K enhancement technology, Epson Super Resolution, Frame interpolation, Point and Arc correction
- Flexible presenting with portrait mode, split screen, multi-image edge blending, curve and corner wall correction and 360° installation
- Easy connectivity from Wi-Fi to HDMI and HDBaseT
- A range of interchangeable and motorised lenses, many with memory function
- Optional short-throw-lens for smaller spaces
- High reliability, simple maintenance





EB-5500 Series

EB-5510, EB-5520W,
EB-5530U

These hassle-free, flexible smaller venue projectors deliver bright, clear images in corporate and education environments.

Choose from a range of resolutions up to WUXGA, very easy setup and operation and flexible features including split screen and remote management.

- 5,500lm White and Colour Light Output
- HDBaseT and Screen Mirroring (not available on the EB-5510)
- Resolution from XGA-WUXGA



EB-Z10000U Series

EB-Z9800W, EB-Z11000W, EB-Z11005,
EB-Z11000, EB-Z10005U, EB-Z10000U

These top of the range lamp projectors bring exceptional presenting power to the installation and rental markets.

They combine quality, a selection of models to suit your needs and a range of value-added features from edge blending to Epson EasyMP.

- 8,200lm to 11,000lm White and Colour Light Output
- Resolution from XGA-WUXGA



EB-G7000 Series

EB-G7800, EB-G7000W, EB-G7200W,
EB-G7400U, EB-G7900U, EB-G7905U

These projectors have everything you need to transform installation venues with powerful, professional-looking presentations.

Combine high image quality and a range of resolutions up to WUXGA with flexible installation and lens options and hassle-free maintenance.

- White and Colour Light Output from 5,500lm to 8,000lm
- Resolution from XGA-WUXGA

Large venue innovation

Harness the power of an installation projector with effortless simplicity. Our projectors offer outstanding projections with brilliantly simple setup, features and operation.


Our rugged and reliable projectors are ideal for permanent installations, but also surprisingly compact; meaning they fit seamlessly into any hard working rental fleet with changing venues or users.

The perfect image

Project a perfectly uniform image, enjoy flexible installation options and precision control with wide lens choices and adjustment, image optimisation and manual and automatic controls with lens shift and keystone correction. Add versatility with 360° installation.

As easy as Miracast

Work quickly by broadcasting directly from your Android device or latest Intel computer onto the screen with the Miracast/WiDi Screen Mirroring protocol. What you see on the small screen is what you'll get on the big screen.



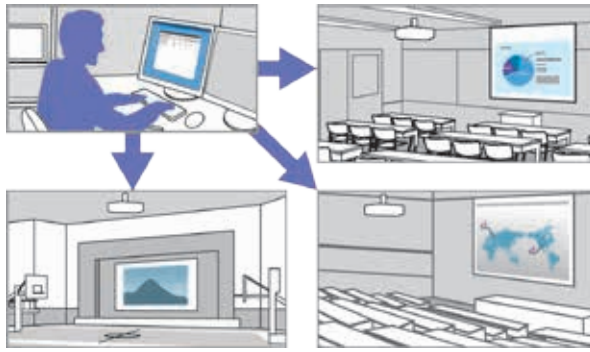
Get connected

Project your High-Definition content using a variety of HD devices via the HDMI input. Make fast connections in any venue and network setup with interfaces including HDMI, DVI, DisplayPort and component video.



Collaborative presenting

Multiple users can connect simultaneously to one projector using EasyMP Multi-PC Projection, with up to four user screens displayed at any one time. Present from two different sources simultaneously with the side-by-side split screen function. Compare and contrast information from a separate laptop or Epson USB Visualiser for 3D image projection.




High reliability

The easily replaceable lamp and filter help to keep maintenance to a minimum, ensuring that your projections remain bright and clear for longer.

Take control

Take control with Epson EasyMP tools for smart presenting, networking and projector management, from PC-free and wireless presenting to centralised monitoring of your entire projector fleet.




*Not all features are available on all products, please check specifications on pages 20–23.

Connectivity

- | | |
|--|---|
| 1 LAN port (RJ45: 100Base-TX) | 10 Computer input port (Mini D-Sub15-pin) |
| 2 HDBaseT port (HDBaseT) | 11 Monitor out port (Mini D-Sub15-pin) |
| 3 DVI-D | 12 Audio out |
| 4 HDMI input port (HDMI) | 13 BNC input port (5BNC) |
| 5 Service port | 14 RS-232C port (Mini D-Sub 9-pin) |
| 6 Monitor out SDI | 15 USB for optional wireless |
| 7 3G-SDI (EB-L1505/L1500/L1405,
EB-L25000U, EB-Z10000U/Z10005U) | 16 Composite |
| 8 Remote port (stereo mini) | 17 S-Video |
| 9 Audio in | |

EB-L25000U




EB-L1000 Series




Model shown is the EB-L1505U

EB-G7000 Series




Model shown is the EB-G7905U

EB-5500 Series



Model shown is the EB-5530U

EB-Z10000U Series



Model shown is the EB-Z10000U







Optional lens specification

Customise your installation projector with Epson's optional powered lenses. Available in a range of throw ratios to suit different venues, screen sizes and projector distances, create the best possible image quality and match your budget.

EB-L25000U


Lens type	Rear projection	Wide zoom	Wide zoom	Mid throw	Mid throw	Mid throw	Long throw	Long throw
Reference	ELPLR05	ELPLU05	ELPLW07	ELPLM12	ELPLM13	ELPLM14	ELPLL09	ELPLL10
Lens option								
Order number	V12H004R05	V12H004U05	V12H004W07	V12H004M0C	V12H004M0D	V12H004M0E	V12H004L09	V12H004L0A
Zoom ratio	N/A	1 – 1.21	1 – 1.37	1 – 1.35	1 – 1.52	1 – 1.50	1 – 1.50	1 – 1.50
Throw ratio	0.63	0.90 – 1.09	1.29 – 1.76	1.74 – 2.35	2.28 – 3.46	3.41 – 5.11	4.79 – 7.20	6.73 – 10.45
Screen size range (inches)	100 – 1000	100 – 1000	100 – 1000	100 – 1000	100 – 1000	100 – 1000	100 – 1000	100 – 1000
Lens shift	V: ±15% H: ±5%	V: ±55%, H: ±25%	V: ±65%, H: ±30%	V: ±65%, H: ±30%	V: ±65%, H: ±30%	V: ±65%, H: ±30%	V: ±55%, H: ±25%	V: ±55%, H: ±25%

EB-G7000/EB-L1000 Series

Lens type	Ultra-short-throw	Short throw	Short throw	Wide throw	Wide throw	Mid throw	Mid throw	Mid throw	Mid throw	Long throw
Reference	ELPLX01*	ELPLU03	ELPLU04	ELPLW05	ELPLW06**	ELPLM08*	ELPLM09	ELPLM10	ELPLM11	ELPLL08
Lens option										
Order number	V12H004X01	V12H004U03	V12H004U04	V12H004W05	V12H004W06	V12H004M08	V12H004M09	V12H004M0A	V12H004M0B	V12H004L08
Throw ratio	0.35:1	0.65 – 0.78:1	0.87 – 1.06:1	1.04 – 1.46:1	–	1.45 – 2.32:1	2.15 – 3.49:1	3.31 – 5.07:1	4.84 – 7.39:1	7.2 – 10.12:1
EB-L1500U/ EB-1505U models		0.48 – 0.57:1	0.64 – 0.78:1	0.76 – 1.07:1	1.19 – 1.63:1		1.58 – 2.56:1	2.43 – 3.71:1	3.54 – 5.41:1	5.28 – 7.72:1
Screen size range (inches)	100 – 400	80 – 300	50 – 300	50 – 300	50 – 300	50 – 300	50 – 300	50 – 300	50 – 300	50 – 300
Lens shift	V: +17% H: ±10%	V: ±67%, H: ±30%	V: ±67%, H: ±30%	V: ±67%, H: ±30%		V: ±67%, H: ±30%	V: ±67%, H: ±30%	V: ±67%, H: ±30%	V: ±67%, H: ±30%	V: ±67%, H: ±30%
EB-L1500U/ EB-1505U models		V: ±24% H: ±10%	V: ±60% H: ±18%	V: ±24% H: ±10%	V: ±60% H: ±18%	–	V: ±60% H: ±18%	V: ±60% H: ±18%	V: ±60% H: ±18%	V: ±60% H: ±18%

*ELPLX01/ ELPLM08 lens is not available on the EB-L1500U and EB-L1505U. **ELPLW06 lens is only available for the EB-L1500U, EB-L1505U.

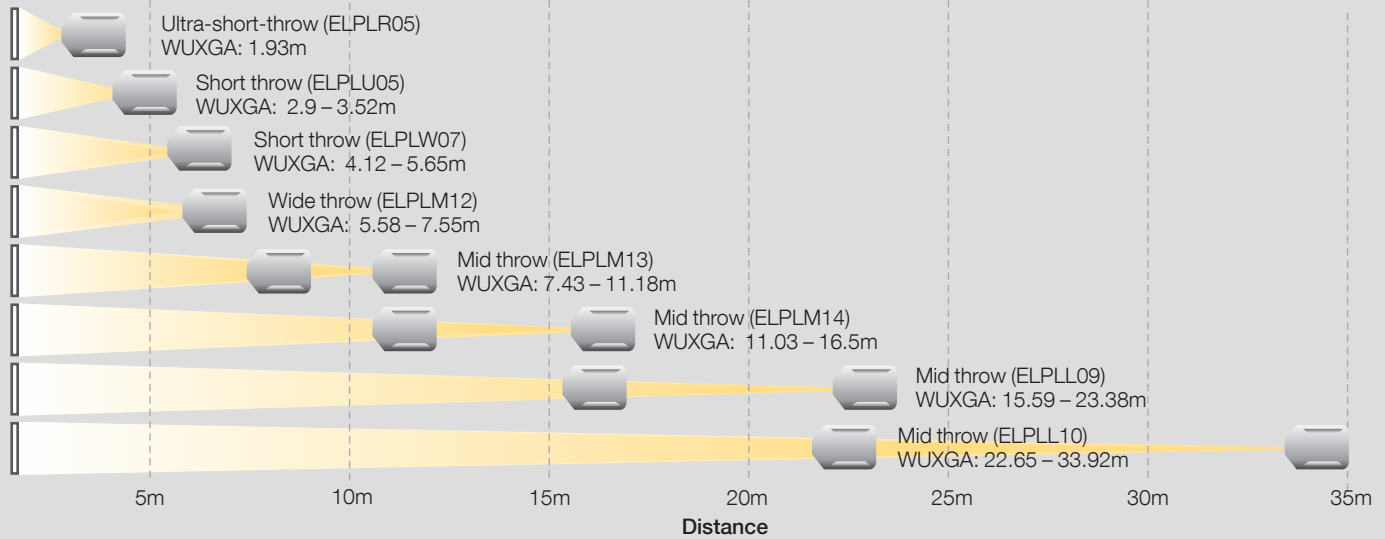
EB-Z10000U Series

Lens type	Rear projection	Short throw	Wide	Standard	Mid throw	Mid throw	Long throw	
Reference	ELPLR04	ELPLU02	ELPLW04	ELPLS04	ELPLM06	ELPLM07	ELPLL07	
Lens option								
Order number	V12H004R04	V12H004U02	V12H004W04	V12H004S04	V12H004M06	V12H004M07	V12H004L07	
Throw ratio								
XGA models	4:3, 16:10, 16:9	0.72	0.66 – 0.80	1.23 – 1.68	1.63 – 2.65	2.51 – 3.85	3.66 – 5.60	5.45 – 7.67
WXGA and WUXGA models	16:10, 16:9	0.70	0.64 – 0.77	1.19 – 1.62	1.57 – 2.56	2.42 – 3.71	3.54 – 5.41	5.27 – 7.41
	4:3	0.85	0.77 – 0.93	1.44 – 1.96	1.91 – 3.08	2.94 – 4.48	4.30 – 6.53	6.39 – 8.95
Screen size range (Inches)	60 – 500	60 – 500	60 – 500	60 – 500	60 – 500	60 – 500	60 – 500	60 – 500
Manual lens shift XGA models	Vertical / horizontal	–	±50% / ±19% max	±50% / ±19% max	±50% / ±19% max	±50% / ±19% max	±50% / ±19% max	±50% / ±19% max
WXGA and WUXGA models	Vertical / horizontal	–	±60% / ±18% max	±60% / ±18% max	±60% / ±18% max	±60% / ±18% max	±60% / ±18% max	±60% / ±18% max

Modular lenses and projection distances

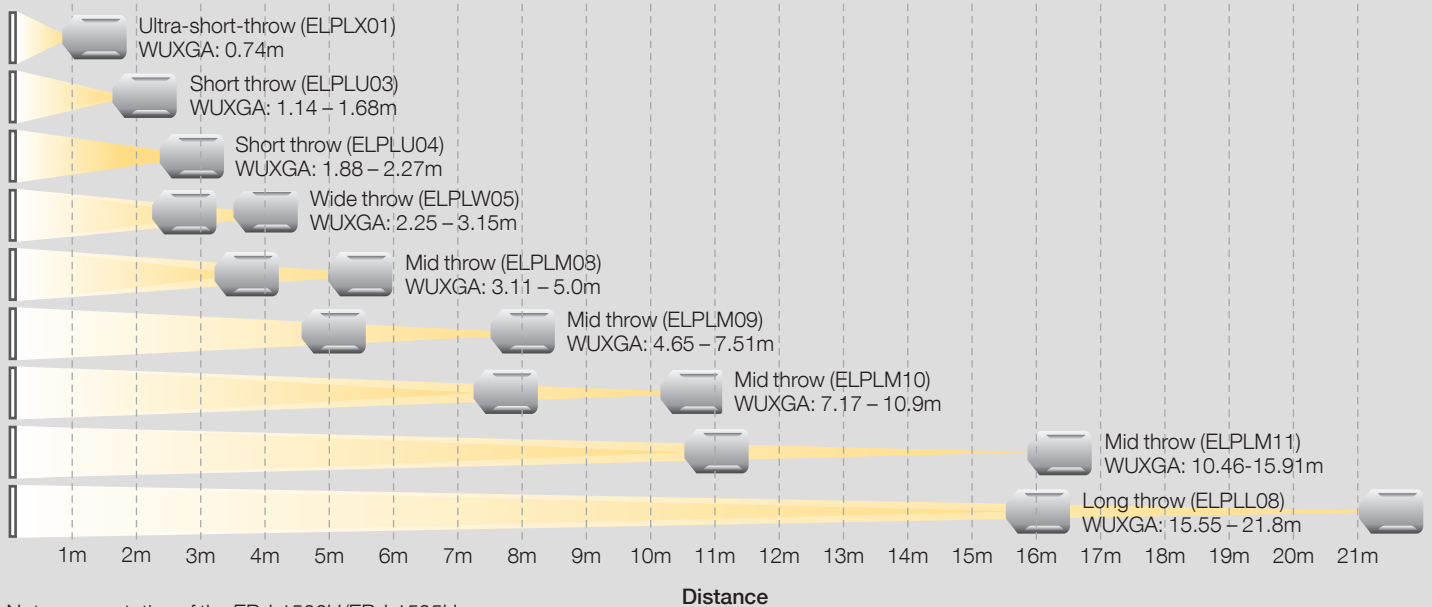
EB-L25000U

150in screen



EB-G7000/EB-L1000 Series

100in screen

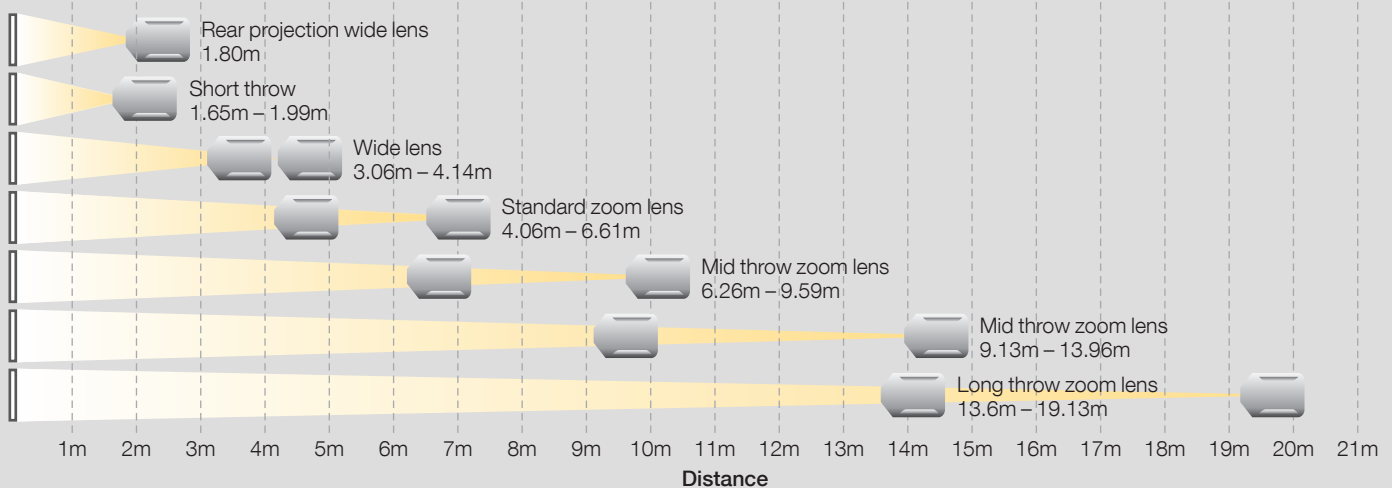


Not representative of the EB-L1500U/EB-L1505U.







EB-Z10000U Series

EB-Z10000U Series lens coverage at 120 inches on 16:10 screen. Example – EB-Z10005U/EB-Z10000U lens coverage for 120 inch diagonal screen, 16:10 aspect.







120in screen



EB-L1000 Series

Model	EB-L1100U EB-L1105U	EB-L1200U	EB-L1300U	EB-L1405U	EB-L1500U/ EB-L1505U	EB-L25000U
						
Resolution	WUXGA (1920 x 1200)	WUXGA (1920 x 1200)	WUXGA (1920 x 1200)	WUXGA (1920 x 1200)	WUXGA (1920 x 1200)	WUXGA (1920 x 1200)
Native aspect	16:10	16:10	16:10	16:10	16:10	16:10
Colour Light Output (lumens) normal / eco	6,000 / 4,200	7,000 / 4,900	8,000 / 5,600	8,000 / 5,600	12,000 / 8,400	25,000 / 17,500
Contrast ratio	2,500,000:1	2,500,000:1	2,500,000:1	2,500,000:1	2,500,000:1	2,500,000:1
Laser / laser life (hours) normal / eco	20,000 / 30,000	20,000 / 30,000	20,000 / 30,000	20,000 / 30,000	20,000 / 30,000	20,000 / 30,000
Throw ratio in native aspect	1.44 – 2.32	1.44 – 2.32	1.44 – 2.32	1.44 – 2.32	1.57 – 2.56	1.74 – 2.35
Image size (diagonal, inches)	50 – 300	50 – 300	50 – 300	50 – 300	60 – 500	100 – 1,000
Zoom	Optical x1.6	Optical x1.6	Optical x1.6	Optical x1.6	Optical x1.6	Optical x1.4
Vertical keystone Horizontal keystone	Manual ±45° Manual ±30°	Manual ±45° Manual ±30°	Manual ±45° Manual ±30°	Manual ±45° Manual ±30°	Manual ±45° Manual ±30°	Manual ±45° Manual ±30°
Lens shift (vertical / horizontal)	±67% ±30%	±67% ±30%	±67% ±30%	±67% ±30%	±60% ±18%	±65% ±30%
Speaker output	10W	10W	10W	N/A	N/A	N/A
Connectivity	HDBaseT, BNC in, HDMI in, DVI in, VGA out, VGA in, Ethernet interface (100 Base-TX / 10 Base-T), RS-232C, USB 2.0 Type B (Service Only)	HDBaseT, BNC in, HDMI in, DVI in, VGA out, VGA in, Ethernet interface (100 Base-TX / 10 Base-T), RS-232C, USB 2.0 Type B (Service Only)	HDBaseT, BNC in, HDMI in, DVI in, VGA out, VGA in, Ethernet interface (100 Base-TX / 10 Base-T), RS-232C, USB 2.0 Type B (Service Only)	HDBaseT, BNC in, HDMI in, DVI in, VGA out, VGA in, Ethernet interface (100 Base-TX / 10 Base-T), RS-232C, USB 2.0 Type B (Service Only), HD-SDI	HDBaseT, BNC in, HDMI in, DVI in, VGA out, VGA in, Ethernet interface (100 Base-TX / 10 Base-T), RS-232C, USB 2.0 Type B (Service Only), HD-SDI	Ethernet interface (100 Base-TX / 10 Base-T), VGA in, VGA out, DVI in, BNC in, HDBaseT, HD-SDI, HDMI (HDCP 2.2)
Audio connectivity	Stereo mini in x3 Stereo mini out	Stereo mini in x3 Stereo mini out	Stereo mini in x3 Stereo mini out	Stereo mini in x3 Stereo mini out	Stereo mini in x3 Stereo mini out	N/A
Networking	LAN (RJ45) & Optional Wireless LAN unit					
EasyMP™ Software Solutions	EasyMP Network Monitor, EasyMP Network Projection, EasyMP Multi-PC Projection					
Other features	Laser Light Source, Interchangeable lens options including zero offset UST lens, Powered zoom, focus & lens shift, Lens Memory, Integrated camera for image recalibration, 4K enhancement, 360° installation, Edge blending, Portrait projection					+ Fully sealed optical system, Interchangeable lens options
Noise (dB) normal / eco	34 / 28	34 / 28	35 / 29	35 / 29	37 / 30	49 / 40
Weight (kg)	20.1	20.6	20.7	20.6	20.6	66.6
Dimensions WxDxH (mm)	586 × 492 × 211	586 × 492 × 211	586 × 492 × 211	586 × 492 × 211	586 × 492 × 211	790 × 710 × 299
Power consumption (w) (normal / eco)	454 / 313	566 / 384	625 / 417	625 / 417	908 / 597	2,500 / 1,850
Power consumption (w) standby / comm. Off	0.50W	0.50W	0.50W	0.50W	0.50W	0.50W
Projector warranty ⁶	5 years or 20,000 hours, whichever comes first					






EB-Z1000U Series

Model	EB-Z11005	EB-Z9800W	EB-Z11000W	EB-Z11000	EB-Z10005U	EB-Z10000U
						
Resolution	XGA (1024 x 768)	WXGA (1280 x 800)	WXGA (1280 x 800)	XGA (1024 x 768)	WUXGA (1920 x 1200)	WUXGA (1920 x 1200)
Native aspect	4:3	16:10	16:10	4:3	16:10	16:10
Colour Light Output (lumens) normal / eco	11,000 / 7,300	8,300 / 7,100	11,000 / 7,300	11,000 / 7,300	10,000 / 6,600	10,000 / 6,600
Contrast ratio	15,000:1	15,000:1	15,000:1	15,000:1	15,000:1	15,000:1
Laser life (hours) normal / eco	2,000 / 4,000	3,000 / 4,000	2,000 / 4,000	2,000 / 4,000	2,000 / 4,000	2,000 / 4,000
Throw ratio in native aspect	1.63 – 2.65:1 (Standard lens)	1.57 – 2.56 (Standard lens)	1.57 – 2.56 (Standard lens)	1.63 – 2.65:1 (Standard lens)	1.57 – 2.56 (Standard lens)	1.57 – 2.56 (Standard lens)
Image size (diagonal, inches)	60 – 500	60 – 500	60 – 500	60 – 500	60 – 500	60 – 500
Zoom	Optical x1.61	Optical x1.61	Optical x1.6	Optical x1.6	Optical x1.6	Optical x1.6
Vertical keystone Horizontal keystone	Manual ±30° Manual ±30°	Manual ±30° Manual ±30°	Manual ±30° Manual ±30°	Manual ±30° Manual ±30°	Manual ±30° Manual ±30°	Manual ±30° Manual ±30°
Lens shift (vertical / horizontal)	±56% ±19%	±60% ±18%	±60% ±18%	±56% ±19%	±60% ±18%	±60% ±18%
Speaker output	N/A	N/A	N/A	N/A	N/A	N/A
Connectivity	VGA in, VGA out, HDMI, DVI-D, HDBaseT, 5-BNC, Composite 1-BNC, S-Video, RS-232C, Wired remote in	VGA in, VGA out, HDMI, DVI-D, HDBaseT, 5-BNC, Composite 1-BNC, S-Video, RS-232C, Wired remote in	VGA in, VGA out, HDMI, DVI-D, HDBaseT, 5-BNC, Composite 1-BNC, S-Video, RS-232C, Wired remote in	VGA in, VGA out, HDMI, DVI-D, HDBaseT, 5-BNC, Composite 1-BNC, S-Video, RS-232C, Wired remote in	VGA in, VGA out, HDMI, DVI-D, HDBaseT, 5-BNC, Composite 1-BNC, S-Video, RS-232C, Wired remote in, 3G-SDI	VGA in, VGA out, HDMI, DVI-D, HDBaseT, 5-BNC, Composite 1-BNC, S-Video, RS-232C, Wired remote in, 3G-SDI
Audio connectivity	N/A	N/A	N/A	N/A	N/A	N/A
Networking	LAN (RJ45) & Optional Wireless LAN unit					
EasyMP™ Software Solutions	EasyMP Network Monitor, EasyMP Network Projection, EasyMP Multi-PC Projection					
Other features	Interchangeable lens options, Powered zoom, focus & lens shift, Liquid cooling*, DCDi by Faroudja, Split screen, Schedule function, Point correction, Curved surface & corner wall correction, DICOM colour mode, Copy OSD settings, 360° installation, Edge blending, Illuminated LCD display, Portrait projection**				+ Frame interpolation	+ Frame interpolation
Noise (dB) normal / eco	40 / 35	37 / 35	40 / 35	40 / 35	40 / 35	40 / 35
Weight (kg)	26	25	26	26	26	26
Dimensions WxDxH (mm)	534 x 741 x 197 (ex. handle)	534 x 741 x 197 (ex. handle)	534 x 741 x 197 (ex. handle)	534 x 741 x 197 (ex. handle)	534 x 741 x 197 (ex. handle)	534 x 741 x 197 (ex. handle)
Power consumption (w) (normal / eco)	1,060 / 788	809 / 721	1,060 / 788	1,060 / 788	1,060 / 788	1,060 / 788
Power consumption (w) standby, comm. Off	0.37W	0.37W	0.37W	0.37W	0.37W	0.37W
Projector warranty ⁶	3 years or 20,000 hours, whichever comes first					

*Liquid cooling not available on the EB-Z9800

**Portrait projection requires a different set of lamps. Lamp life is reduced to 1,000 hours.



EB-G7000 Series

Model	EB-G7800	EB-G7000W	EB-G7200W	EB-G7400U	EB-G7900U/ EB-G7905U
					
Resolution	XGA (1024 x 768)	WXGA (1280 x 800)	WXGA (1280 x 800)	WUXGA (1920 x 1200)	WUXGA (1920 x 1200)
Native aspect	4:3	16:10	16:10	16:10	16:10
Colour Light Output (lumens) normal / eco	8,000 / 6,400	6,500 / 5,915	7,500 / 6,000	5,500 / N/A	7,000 / 5,600
Contrast ratio	50,000:1	50,000:1	50,000:1	50,000:1	50,000:1
Lamp life (hours) normal / eco	3,000 / 4,000	3,000 / 4,000	3,000 / 4,000	4,000	3,000 / 4,000
Throw ratio in native aspect	1.47 – 2.38	1.44 – 2.33	1.44 – 2.33	1.47 – 2.38	1.44 – 2.33
Image size (diagonal, inches)	50 – 300	50 – 300	50 – 300	50 – 300	50 – 300
Zoom	Optical x1.6	Optical x1.6	Optical x1.6	Optical x1.6	Optical x1.6
Vertical keystone Horizontal keystone	Manual $\pm 45^\circ$ Manual $\pm 30^\circ$	Manual $\pm 45^\circ$ Manual $\pm 30^\circ$	Manual $\pm 45^\circ$ Manual $\pm 30^\circ$	Manual $\pm 45^\circ$ Manual $\pm 30^\circ$	Manual $\pm 45^\circ$ Manual $\pm 30^\circ$
Lens shift (vertical / horizontal)	$\pm 57\%$ / $\pm 30\%$	$\pm 67\%$ / $\pm 30\%$	$\pm 67\%$ / $\pm 30\%$	$\pm 67\%$ / $\pm 30\%$	$\pm 67\%$ / $\pm 30\%$
Speaker output	10W	10W	10W	10W	10W
Connectivity	USB 2.0 Type A, USB 2.0 Type B (Service Only), RS-232C, Ethernet interface (100 Base-TX / 10 Base-T), Wireless LAN IEEE 802.11a/b/g/n (optional), VGA in, VGA out, DVI in, BNC in, HDBaseT, Stereo mini jack audio out, Stereo mini jack audio in (3x), HDMI (HDCP 2.2)*				
Audio connectivity	Stereo mini in x3 Stereo mini out	Stereo mini in x3 Stereo mini out	Stereo mini in x3 Stereo mini out	Stereo mini in x3 Stereo mini out	Stereo mini in x3 Stereo mini out
Networking	LAN (RJ45) & Optional Wireless LAN unit	LAN (RJ45) & Optional Wireless LAN unit	LAN (RJ45) & Optional Wireless LAN unit	LAN (RJ45) & Optional Wireless LAN unit	LAN (RJ45) & Optional Wireless LAN unit
EasyMP™ Software Solutions	EasyMP Network Monitor, EasyMP Network Projection, EasyMP Multi-PC Projection	EasyMP Network Monitor, EasyMP Network Projection, EasyMP Multi-PC Projection	EasyMP Network Monitor, EasyMP Network Projection, EasyMP Multi-PC Projection	EasyMP Network Monitor, EasyMP Network Projection, EasyMP Multi-PC Projection	EasyMP Network Monitor, EasyMP Network Projection, EasyMP Multi-PC Projection
Other features	Portrait projection**, Powered zoom, Focus & Lens shift, Lens Memory, Split screen, Schedule function, Point & Arc correction, DICOM colour mode, Lens shift lock, Cable cover included				
Noise (dB) (normal / eco)	39 / 31	39 / 31	39 / 31	39 / 31	39 / 31
Weight (kg)	12.7	12.7	12.7	12.7	12.7
Dimensions (W x D x H mm)	525 x 472 x 189	525 x 472 x 189	525 x 472 x 189	525 x 472 x 189	525 x 472 x 189
Power consumption (w) (normal, eco)	572 / 477	572 / 477	572 / 477	572 / 477	572 / 477
Power consumption (w) standby / comm. Off	0.3	0.3	0.3	0.3	0.3

*HDCP 2.2 is not applicable for the EB-G7000W, EB-G7800 and EB-G7200W.

**Portrait projection reduces lamp life to 2,000hrs.

EB-5500 Series

Model	EB-5510	EB-5520W	EB-5530U
			
Resolution	XGA (1024 x 768)	WXGA (1280 x 800)	WXGA (1280 x 800)
Native aspect	4:3	16:10	16:10
Colour Light Output (lumens) normal / eco	5,500 / 3,700	5,500 / 3,700	5,500 / 3,700
Contrast ratio	15,000:1	15,000:1	15,000:1
Lamp life (hours) normal / eco	5,000 / 10,000	5,000 / 10,000	5,000 / 10,000
Throw ratio in native aspect	1.27 – 2.59:1	1.26 – 2.3:1	1.26 – 2.3:1
Image size (diagonal, inches)	30 – 300	50 – 300	50 – 300
Zoom	Manual, Factor: 1 - 2	Manual, Factor: 1 - 1.8	Manual, Factor: 1 - 1.8
Vertical keystone Horizontal keystone	Manual $\pm 40^\circ$ Manual $\pm 30^\circ$	Manual $\pm 30^\circ$ Manual $\pm 30^\circ$	Manual $\pm 30^\circ$ Manual $\pm 30^\circ$
Lens shift (vertical / horizontal)	$\pm 50\%$ / $\pm 10\%$	$\pm 50\%$ / $\pm 10\%$	$\pm 50\%$ / $\pm 10\%$
Speaker output	10W	10W	10W
Connectivity	USB 2.0 Type A, USB 2.0 Type B (Service Only), RS-232C, Wireless LAN IEEE 802.11a/b/g/n (optional), VGA in, VGA out, HDMI in (2x)	USB 2.0 Type A, USB 2.0 Type B (Service Only), RS-232C, Wireless LAN IEEE 802.11a/b/g/n (optional), Wi-Fi Direct, VGA in, VGA out, HDMI in (2x), HDBaseT, Miracast	USB 2.0 Type A, USB 2.0 Type B (Service Only), RS-232C, Wireless LAN IEEE 802.11a/b/g/n (optional), Wi-Fi Direct, VGA in, VGA out, HDMI in (2x), HDBaseT, Miracast
Audio connectivity	Stereo mini in x3 Stereo mini out	Stereo mini in x3 Stereo mini out	Stereo mini in x3 Stereo mini out
Networking	LAN (RJ45) & Optional Wireless LAN unit	LAN (RJ45) & Optional Wireless LAN unit	LAN (RJ45) & Optional Wireless LAN unit
EasyMP™ Software Solutions	EasyMP Network Monitor, EasyMP Network Projection, EasyMP Multi-PC Projection	EasyMP Network Monitor, EasyMP Network Projection, EasyMP Multi-PC Projection	EasyMP Network Monitor, EasyMP Network Projection, EasyMP Multi-PC Projection
Other features	Split screen, Schedule function, Point & Arc correction, DICOM colour mode, Lens shift lock, Cable cover included		
Noise (dB) (normal / eco)	38 / 28	38 / 28	38 / 28
Weight (kg)	6.7	6.9	6.9
Dimensions (W x D x H mm)	472 x 354 x 159	472 x 354 x 159	472 x 354 x 159
Power consumption (w) (normal, eco)	411 / 309	411 / 309	411 / 309
Power consumption (w) standby / comm. Off	0.34	0.34	0.34

Accessories for a wide range of applications

Every environment and every presentation is different, so we offer a wide range of accessories to meet your needs. From filters, lamps and ceiling mounts to screens and lenses, we make it easy to tailor your projector package to match your environment or audience.



Epson projector lenses

Customise your installation projector with Epson's optional lenses. Available in a range of throw ratios to suit different venues, screen sizes and projector distances, different lenses give you the option to maximize image quality without breaking your budget.

Optional lenses are available for the EB-G7000 Series, EB-L1000 Series, EB-L25000U and EB-Z10000U Series.



HDBaseT transmitter ELPHD01

Extend your reach even further with this wireless video/audio extender. It's easy to install and has three inputs: HDMI, LAN and RS-232 for output into a CAT-5/6 cable.



Wireless LAN adapter ELPAP10

Make fast, secure wireless presentations via EasyMP Network Projection or Epson's iProjection app with the help of this easy installation USB adapter.



Epson genuine lamps

Guarantee the best, brightest and most consistent images for longer with genuine Epson lamps. They are manufactured and shipped under rigorous quality control systems that guarantee the best image quality, maximise reliability, minimise maintenance and ensure ongoing comprehensive warranty cover.



Ceiling mount

Fit your projector perfectly to your venue and ensure flexibility, safety and security with our tailor-made ceiling mounts.

Ceiling mounts are available for the EB-L1000 Series and EB-G7000 Series (ELPMB47, ELPMB48), EB-Z10000U Series (ELPMB25, ELPMB26) and EB-5000 Series (ELPMB22, ELPMB30).



Lamp ELPLP93

Genuine Epson ultra high efficiency projector lamp.



Better Products for a Better Future™

¹Survey conducted by Futuresource Consulting Limited for the period from 2001 to 2015.

²Colour Brightness (Colour Light Output) measured in accordance with IDMS 15.4. Colour Brightness will vary depending on usage conditions. Leading Epson 3LCD business and education projectors compared to leading one-chip DLP projectors, based on NPD data for June 2013 through May 2014 and PMA Research data for Q1 through Q3 2013. For more information please visit www.epson.co.uk/CLO

³Brightest 3LCD projector as of September 2016. Some short-throw and ultra-long-throw lenses will not produce 25,000lm.

⁴The EB-L1505U / EB-L1500U is the first and only 12,000lm WUXGA 3LCD laser projector on the market as of December 2015.

⁵Not available on all products, please check specification on pages 20-23.

⁶Warranty offers are not available for all countries. Please contact your local Epson representative.

⁷Available on the EB-L1100U, EB-L1200U, EB-L1300U and EB-L1405U.

For more information please contact:

Telephone: 01952 607111 (UK)*
01 436 7742 (Republic of Ireland)
E-mail: enquiries@epson.co.uk
Chat: etalk.epson-europe.com
Fax: 0871 222 6740

Web: www.epson.co.uk
www.epson.ie

* Local call rate.

Trademarks and registered trademarks are the property of Seiko Epson Corporation or their respective owners. Product information is subject to change without prior notice.

EPSON®