

Panasonic

PT-LW321 Series PT-LX300 Series

1-Chip DLP™ Projectors

PT-LW321 PT-LX300
PT-LW271 PT-LX270
PT-LX351
PT-LX321
PT-LX271

For Business



For Education



Long Life Performance in a Compact Body



Introducing Two Series with Excellent Portability Enhanced Performance

Two Series of Portable Projectors—lightweight, compact and portable. They have a great range of functions and environmental settings that make them convenient for use in all kinds of situations, from business to education.



PT-LW321 3,200 lm WXGA
PT-LW271 2,700 lm WXGA
PT-LX351 3,500 lm XGA

PT-LX300 3,000 lm XGA
PT-LX270 2,700 lm XGA

PT-LX321 3,200 lm XGA
PT-LX271 2,700 lm XGA

Long Life Performance in a Compact Body

A Maximum 10,000-Hour*1*2 Lamp Replacement Cycle

When the lamp power is set to AUTO, it can operate for up to 10,000 hours*1*2 without needing to be replaced. This also helps reduce maintenance and operating costs.

*When set to AUTO, the projector automatically controls the picture by adjusting the lamp to optimal output power.

A Full 3,500 lm*3 of Brightness and 4,000:1 Contrast

A remarkable 3,500 lm*3 of brightness and 4,000:1 contrast have been achieved in a compact, easy-to-carry body. Bright, clear images enhance a variety of viewing situations and applications.

Quiet 29-dB*4 Design Does Not Interrupt Meetings or Classes

The quiet design keeps noise levels down to 29 dB*4, so the sound of the cooling fan is hardly noticeable. This helps the audience to keep their attention on the speech when someone is giving a presentation or on the screen images during quiet scenes.

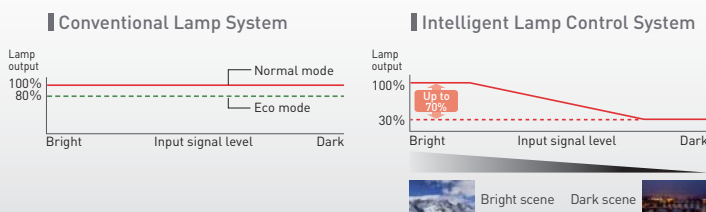
Compact 2.3 kg(5 lb)/2.5 kg(5.5 lb)Body

The compact, lightweight body makes it easy to carry from room to room, or to the client's office for an on-site presentation.

Excellent and Eco Friendly Performance

Intelligent Lamp Control System Reduces Power Consumption

When the lamp power is set to Auto, the intelligent lamp control system automatically adjusts the lamp output in accordance with the brightness of the projected image and reduces it by up to 70%*5. As a result, power consumption is effectively reduced.



Environmentally Friendly Standby Power Consumption of Only 0.5 W*6

When the Standby mode is set to Eco, the standby power consumption is low at 0.5 W*6. This lowers running costs, and helps to reduce environmental impact.

- Eco-friendly**
- No halogenated flame retardants are used in the cabinet.
 - Lead-free glass is used for the lens.
 - Coating-free cabinet for easy recycling.
 - Switchable lamp mode

Various Convenient Functions

HDMI Input Terminal and Abundant Interfaces

Extensive interfaces include an HDMI input terminal, 2 sets of computer (RGB) input terminals*, a wired LAN terminal*, and a serial (RS-232C) terminal for external control. These features support a wide range of system architectures for portable or ceiling-mounted use.



* Featured image: PT-LW321/LW271/LX351/LX321/LX271.



* Featured image: PTLX300/LX270.

8 W*8 High-output Speaker Meets Your Meeting/Seminar Room Needs

The volume level of the 8 W*8 high-output speaker is enough for meeting rooms and classrooms; you do not need to use an external speaker. You can make multi-media presentations.

“Wall Color Setting” Convenient for a Classroom with no Screen

When projecting onto non-white surfaces, this mode corrects the color scheme of the projected image to prevent color irregularities from occurring between the source and the projected image. Five colors available: white, light yellow, light blue, pink and dark green.

“Crestron Connected™” Compatible*8

The wired LAN terminal allows Crestron’s application software, “Crestron Connected™”, which can control various system devices by using a personal computer connected to the network.

Easy to Replace the Lamp*8

Replace the lamp from the top of the projector. When replacing the lamp, there is no need to detach the projector from the ceiling bracket.



“Security Bar”*8 Useful for Protection against Theft

Equipped with a “security bar” for preventing theft.



Wireless Remote Control is Convenient When Using More Than One Projector

A maximum of six IDs (ID1-ID6) available, and “ALL” IDs can be set up, allowing individual remote control of each projector.



*1 This is the maximum value when the lamp power is set to Auto mode where the lamp is turned on for 2 hours and off for 0.25 hours. If the lamp is turned on more times or kept on for a long time, the lamp replacement cycle will shorten. The usage environment affects the duration of the lamp.

*2 PT-LW321/LW271/LX271/LX300/LX270. PT-LX351 can operate for up to 7,500 hours and PTLX321 can operate for up to 8,500 hours.

*3 PT-LW321/LX321 has brightness of 3,200 lm. PT-LX300 has brightness of 3,000 lm. PT-LW271/LX271/LX270 has brightness of 2,700 lm.

*4 The lamp power is set to Eco. For PT-LX351, set it to Eco2.

*5 PT-LX351. For PT-LW321/LW271/LX321/LX271/LX300/LX270, the lamp output is reduced by up to 64%.

*6 When [LAN (Standby)] (PT-LW321/LW271/LX351/LX321/LX271) / [VGA Out (Standby)] / [In Standby Mode (Audio)] are all set to [Off].

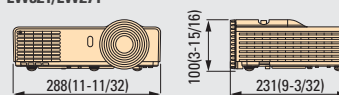
*7 PT-LX300/LX270 has a computer (RGB) input terminal.

*8 PT-LW321/LW271/LX351/LX321/LX271.

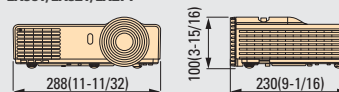
Dimensions

unit: mm (inch)

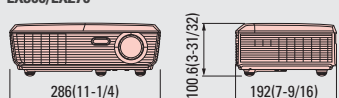
PT-LW321/LW271



PT-LX351/LX321/LX271

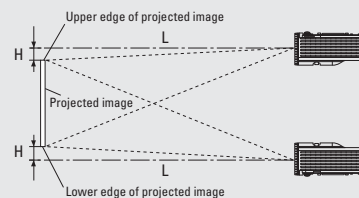


PT-LX300/LX270



Projection distance

unit: meters (feet)



PT-LW321/LW271 (16:10 aspect ratio; throw ratio: 1.55-1.70:1)

Diagonal image size	Projection distance (L)		Height from the edge of screen to center of lens (H)
	min.(wide)	max.(tele)	
0.76 [30"]	1.0 (3.3')	1.1 (3.6')	-0.05 (-0.16')
1.02 [40"]	1.3 (4.3')	1.5 (4.9')	-0.07 (-0.23')
1.27 [50"]	1.7 (5.6')	1.8 (5.9')	-0.08 (-0.26')
1.52 [60"]	2.0 (6.6')	2.2 (7.2')	-0.10 (-0.33')
1.78 [70"]	2.3 (7.5')	2.6 (8.5')	-0.12 (-0.39')
2.03 [80"]	2.7 (8.9')	2.9 (9.5')	-0.13 (-0.43')
2.29 [90"]	3.0 (9.8')	3.3 (10.8')	-0.15 (-0.49')
2.54 [100"]	3.3 (10.8')	3.7 (12.1')	-0.17 (-0.56')
3.05 [120"]	4.0 (13.1')	4.4 (14.4')	-0.20 (-0.66')
3.81 [150"]	5.0 (16.4')	5.5 (18.0')	-0.25 (-0.82')
5.08 [200"]	6.7 (22.0')	7.3 (23.9')	-0.33 (-1.08')
6.35 [250"]	8.3 (27.2')	9.2 (30.2')	-0.42 (-1.38')
7.62 [300"]	10.0 (32.8')	11.0 (36.0')	-0.50 (-1.64')

PT-LX351/LX321/LX271 (4:3 aspect ratio; throw ratio: 1.95-2.15:1)

Diagonal image size	Projection distance (L)		Height from the edge of screen to center of lens (H)
	min.(wide)	max.(tele)	
0.76 [30"]	1.2 (3.9')	1.3 (4.3')	-0.07 (-0.23')
1.02 [40"]	1.6 (5.2')	1.7 (5.6')	-0.09 (-0.30')
1.27 [50"]	2.0 (6.6')	2.2 (7.2')	-0.11 (-0.36')
1.52 [60"]	2.4 (7.9')	2.6 (8.5')	-0.14 (-0.46')
1.78 [70"]	2.8 (9.2')	3.1 (10.2')	-0.16 (-0.52')
2.03 [80"]	3.2 (10.5')	3.5 (11.5')	-0.18 (-0.59')
2.29 [90"]	3.6 (11.8')	3.9 (12.8')	-0.21 (-0.69')
2.54 [100"]	4.0 (13.1')	4.4 (14.4')	-0.23 (-0.75')
3.05 [120"]	4.8 (15.7')	5.2 (17.1')	-0.27 (-0.89')
3.81 [150"]	5.9 (19.4')	6.6 (21.7')	-0.34 (-1.12')
5.08 [200"]	7.9 (25.9')	8.7 (28.5')	-0.46 (-1.51')
6.35 [250"]	9.9 (32.5')	10.9 (35.8')	-0.57 (-1.87')
7.62 [300"]	11.9 (39.0')	13.1 (43.0')	-0.69 (-2.26')

PT-LX300/LX270 (4:3 aspect ratio; throw ratio: 1.95-2.15:1)

Diagonal image size	Projection distance (L)		Height from the edge of screen to center of lens (H)
	min.(wide)	max.(tele)	
0.76 [30"]	1.2 (3.9')	1.3 (4.3')	-0.07 (-0.23')
1.02 [40"]	1.6 (5.2')	1.7 (5.6')	-0.09 (-0.30')
1.27 [50"]	2.0 (6.6')	2.2 (7.2')	-0.11 (-0.36')
1.52 [60"]	2.4 (7.9')	2.6 (8.5')	-0.14 (-0.46')
1.78 [70"]	2.8 (9.2')	3.1 (10.2')	-0.16 (-0.52')
2.03 [80"]	3.2 (10.5')	3.5 (11.5')	-0.18 (-0.59')
2.29 [90"]	3.6 (11.8')	3.9 (12.8')	-0.21 (-0.69')
2.54 [100"]	4.0 (13.1')	4.4 (14.4')	-0.23 (-0.75')
3.05 [120"]	4.8 (15.7')	5.2 (17.1')	-0.27 (-0.89')
3.81 [150"]	5.9 (19.4')	6.6 (21.7')	-0.34 (-1.12')
5.08 [200"]	7.9 (25.9')	8.7 (28.5')	-0.46 (-1.51')
6.35 [250"]	9.9 (32.5')	10.9 (35.8')	-0.57 (-1.87')
7.62 [300"]	11.9 (39.0')	13.1 (43.0')	-0.69 (-2.26')

Specifications

Model	PT-LW321	PT-LW271	PT-LX351	PT-LX321	PT-LX271	PT-LX300	PT-LX270
Power supply	100 – 240 V AC, 50/60 Hz						
Power consumption	260 W (0.5 W when STANDBY MODE set to ECO,*1 6.0 W when STANDBY MODE set to NORMAL.*2)		320 W (0.5 W when STANDBY MODE set to ECO,*1 6.0 W when STANDBY MODE set to NORMAL.*2)		260 W (0.5 W when STANDBY MODE set to ECO,*1 6.0 W when STANDBY MODE set to NORMAL.*2)		218 W (0.5 W when STANDBY MODE set to ECO,*1 6.0 W when STANDBY MODE set to NORMAL.*2)
DLP™ chip	Panel size 16.5 mm (0.65 inches) (16:10 aspect ratio)		14 mm (0.55 inches) (4:3 aspect ratio)				
	Display method		DLP™ chip x 1 DLP™ system				
	Pixels 1,024,000 (1,280 x 800) pixels		786,432 (1,024 x 768) pixels				
Lens	Manual zoom 1.1x (1.55 – 1.7:1 throw ratio), manual focus, F2.5–2.67, f=21.8 - 24mm		Manual zoom 1.1x (1.95 – 2.15:1 throw ratio), manual focus, F 2.41–2.53, f=21.8 - 24mm				
Lamp	190 W UHM lamp		240 W UHM lamp		190 W UHM lamp		
Lamp replacement cycle (Normal / Eco / AUTO)	4,500 / 6,000 / 10,000 hours*3		3,000 / 4,000 (Eco1/Eco2) / 7,500 hours*3		4,000 / 6,000 / 8,500 hours*3		5,000 / 6,000 / 10,000 hours*3
Screen size (diagonal)	0.76–7.62 m (30–300 inches), 16:10 aspect ratio		0.76–7.62 m (30–300 inches), 4:3 aspect ratio				
Brightness*4	3,200 lm		3,500 lm		3,200 lm		2,700 lm
Center-to-corner uniformity*4	80%						
Contrast*4	4,000 : 1 (full on/off)/During RGB signal input, Color mode : Dynamic, Lamp power:Normal						
Resolution	1,280 × 800 pixels (input signals that exceed this resolution will be converted to 1,280 × 800 pixels.)		1,024 × 768 pixels (input signals that exceed this resolution will be converted to 1,024 × 768 pixels.)				
Optical axis shift	10:-1.2		10:-1.5				
Scanning frequency	HDMI fH: 15 kHz – 91.1 kHz, fV: 24 Hz – 85.1 Hz, dot clock: 25 MHz – 162 MHz						
	RGB (analog) fH: 15 kHz – 91.1 kHz, fV: 24 Hz – 85.1 Hz, dot clock: 162 MHz or lower						
	YPbPr (YCbCr) fH: 15.75 kHz, fV: 60 Hz [480i(525i)], fH: 45.00 kHz, fV: 60 Hz [720(750)/60p], fH: 27.00 kHz, fV: 24 Hz [1080(1125)/24p]		fH: 15.63 kHz, fV: 50 Hz [576i(625)], fH: 37.50 kHz, fV: 50 Hz [720(750)/50p], fH: 67.50 kHz, fV: 60 Hz [1080(1125)/60p]		fH: 31.50 kHz, fV: 60 Hz [480p(525p)], fH: 33.75 kHz, fV: 60 Hz [1080(1125)/60i], fH: 56.25 kHz, fV: 50 Hz [1080(1125)/50p]		fH: 31.25 kHz, fV: 50 Hz [576p(625p)], fH: 28.13 kHz, fV: 50 Hz [1080(1125)/50i]
Video fH: 15.75 kHz, fV: 60 Hz [NTSC/NTSC4.43/PAL-M/PAL60] fH: 15.63 kHz, fV: 50 Hz [PAL/PAL-N/SECAM]							
Keystone correction range	Vertical: ±40° (manual)						
Installation	Ceiling/floor, front/rear						
Terminals	HDMI IN HDMI 19-pin x 1 (Deep color, compatible with HDCP) Audio signal Linear PCM (Sampling frequency: 48 kHz/44.1 kHz/32 kHz)						
	COMPUTER 1 IN*5 D-sub HD 15-pin (female) x 1 [RGB/YPB(Ca)/PR(Cr) x 1]						
	COMPUTER 2 IN D-sub HD 15-pin (female) x 1 [RGB/YPB(Ca)/PR(Cr) x 1]						
	MONITOR OUT D-sub HD 15-pin (female) x 1 (The signal selected from computer input 1/2 is output.)						
	VIDEO IN Pin jack x 1						
	SERIAL IN D-sub 9-pin (female) x 1 for external control (RS-232C compliant)						
	AUDIO 1 IN*6 M3 x 1 (L-R x 1) (for Computer)						
	AUDIO 2 IN M3 x 1 (L-R x 1) (for VIDEO)						
	AUDIO OUT M3 x 1 (L-R x 1) (variable)						
	LAN RJ-45 x 1 (for network connection, 100BASE-TX/10BASE-T, compliant with PLink™ (class 1))						
Built-in speaker	7 cm x 4 cm Oval x1 output power 8 W (Monaural)		4 cm x 2 cm Oval x1 output power 2 W (Monaural)				
Cabinet materials	Molded plastic (PC)						
Dimensions (W × H × D)	288 x 100*7 x 231*8 mm (11-11/32" x 3-15/16" x 9-3/32")		288 x 100*7 x 230*8 mm (11-11/32" x 3-15/16" x 9-1/16")			286 x 100.6*7 x 192 mm (11-1/4" x 3-31/32" x 7-9/16")	
Weight	Approx.2.5 kg (5.5 lbs)*9					Approx.2.3 kg (5.1 lbs)*8	
Noise level	34 dB (Lamp power: Normal); 29 dB (Lamp power: Eco)		37 dB (Lamp power: Normal); 32 dB (Lamp power: Eco1); 29 dB (Lamp power: Eco2)		35 dB (Lamp power: Normal); 29 dB (Lamp power: Eco)		34 dB (Lamp power: Normal); 29 dB (Lamp power: Eco)
Operating environment	Operating temperature: 5°C – 40°C(41°F – 104°F) [Less than 750 m (2,500 ft) above sea level]; 5°C – 35°C(41°F – 95°F) [750 – 1,500 m (2,500 – 5,000 ft) above sea level]; 5°C – 30°C(41°F – 86°F) [1,500 – 3,000 m(5,000 – 10,000 ft) above sea level] Operating humidity: 20% - 80% (no condensation)						
Supplied accessories	Power cord (1.8 m*10) x 1*11, Wireless remote control unit x 1, Lithium coin cell battery x 1, Computer cable (1.8 m) x 1						

Optional accessories

PT-LW321/LW271/
LX351/LX321/
LX271
PT-LX300/LX270

Ceiling mount bracket for high ceilings*12
ET-PKV100H



Ceiling mount bracket for low ceilings*12
ET-PKV100S



Attachment for ceiling mount bracket
ET-PKL300B



Replacement lamp unit
ET-LAL330
*Exclusively for PT-LW321/LW271/LX321/LX271



ET-LAL340
*Exclusively for PT-LX351



Replacement lamp unit
ET-LAL320
*Exclusively for PT-LX300/LX270



- *1 When [LAN (Standby)] (PTLW321/LW271/LX351/LX321/LX271) / [VGA Out (Standby)] / [In Standby Mode (Audio)] are all set to [Off].
- *2 When [LAN (Standby)] (PTLW321/LW271/LX351/LX321/LX271) / [VGA Out (Standby)] / [In Standby Mode (Audio)] are all set to [On].
- *3 This is the maximum value when the lamp is turned on for 2 hours and off for 0.25 hours. If the lamp is turned on more times or kept on for a long time, the lamp replacement cycle will shorten. The usage environment affects the duration of the lamp.
- *4 Measurement, measuring conditions, and method of notation all comply with ISO 21118 international standards.

- *5 COMPUTER IN for PTLX300 / LX270.
- *6 AUDIO IN for PTLX300 / LX270.
- *7 With legs at shortest position.
- *8 With lens at shortest position.
- *9 The above values are averages. Actual values may be different according to the product.
- *10 Power cord (2m) for the PTLW321U/LW271U/LX351U/LX321U/LX271U/LX300U/LX270U.
- *11 Power code (x2) for the PTLW321EA/LW271EA/LX351EA/LX321EA/LX271EA/LX300EA/LX270EA.
- *12 This product is used together with an optional bracket attachment (sold separately).

Caution

Do not install the projector in locations that are subject to excessive water, humidity, steam or oily smoke. Doing so may result in fire, malfunction or electric shock.

NOTE ON USE

- The projector uses a high-voltage mercury lamp under high internal pressure. This lamp may break, emitting a popping sound, or fail to illuminate, due to impact or extended use.
- The high-wattage lamp becomes very hot during operation. Please observe the following precautions:
 - Never place objects on top of the projector while it is in operation.
 - Make sure there is an unobstructed space of 1000 mm(3 ft 3 in) or more around the projector's exhaust openings.
 - If stacking projector units, care must be taken to provide the recommended space between units. These space requirements also apply to installation where only one projector unit is operating at one time and the other unit is used as a backup.

- If the projector is listed in a box or enclosure, the temperature of the air surrounding the projector must match the operating temperature listed in the specifications table during use. Also, make sure the projector's intake and exhaust openings are not blocked. Ensure there is sufficient ventilation to prevent hot air from the exhaust openings being recirculated into the intake opening.
- The lamp replacement cycle duration becomes shorter if the projector is operated repeatedly for short periods.
 - The lamp replacement cycle varies greatly depending on individual lamp characteristics and usage conditions.
 - The brightness of the lamp will gradually decrease with use.
- Due to natural characteristics of lamps, screen brightness may fluctuate. This is not an indication of faulty lamp performance.

Panasonic®

Weights and dimensions shown are approximate. Specifications and appearance are subject to change without notice. Product availability differs depending on region and country. This product may be subject to export control regulations. The projection distances and throw ratios given in this brochure are for use only as guidelines. For more detailed information, please consult the dealer from whom you are purchasing the product. The PLink trademark is an application trademark in Japan, the United States, and other countries and regions or registered trademarks. DLP™ (Digital Light Processing), DLP™ Chip, DLP Medallion Logo and DLP™ Link™ are trademarks or registered trademarks of Texas Instruments. HDMI, the HDMI logo and High-Definition Multimedia Interface is a trademark or registered trademark of HDMI Licensing LLC. Crestron Connected is a registered trademarks of Crestron Electronics, Inc. All other trademarks are the property of their respective trademark owners. Projection images simulated. © 2013 Panasonic Corporation. All rights reserved.



For more information about Panasonic projectors, please visit
Projector Global Web Site – panasonic.net/avc/projector
Facebook – www.facebook.com/panasonicprojector
YouTube – www.youtube.com/user/PanasonicProjector

All information included here is valid as of July 2013.

PTLW321G1 Printed in Japan.