

SONY
make.believe

WUXGA Installation Projectors

VPL-FH30 and VPL-FH35



www.pro.sony.eu/projectors



BrightEra™
Long Lasting Optics

VPL-FH30 and VPL-FH35



Installation flexibility and trouble-free maintenance with a stylish "blend-in" design

Packing the most advanced projector technologies into a "blend-in" design, the VPL-FH30 and VPL-FH35 are excellent choices for universities, corporates, museums and medical (DICOM) applications. Delivering a dramatic colour brightness of 4300 and 5200 lumens respectively and ultra high-quality images with WUXGA resolution, the projectors offer peace of mind operation, amazing installation flexibility and hassle-free maintenance in a stylish design that blends into any decor.

The maintenance cycles of the lamp and cleaning filters are synchronised and exceptionally long, which cuts maintenance time and cost. In addition, both projectors are designed to deliver a low total cost of ownership and include environmentally conscious features, thanks to their long-lasting lamp and low power consumption.

Features

High Picture Quality

High Picture Quality and Bright Images

By combining a new-generation optical system that uses Sony's BrightEra™ Long Lasting Optics technology* and a 3LCD projection system, the VPL-FH30 and VPL-FH35 offer high picture quality in WUXGA (1920 x 1200) resolution and a high brightness of 4300 and 5200 lumens respectively.



"Blend-in" design

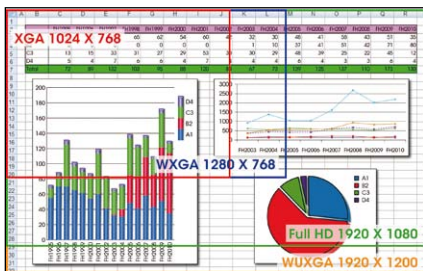
The VPL-FH30 and VPL-FH35 showcase a newly designed low profile chassis, so the projectors appear to blend into the ceiling on which they are mounted. The connector panels are located on the front of the units so the cables cannot be seen by the audience, to further ensure the projectors fit elegantly into the installation environment.



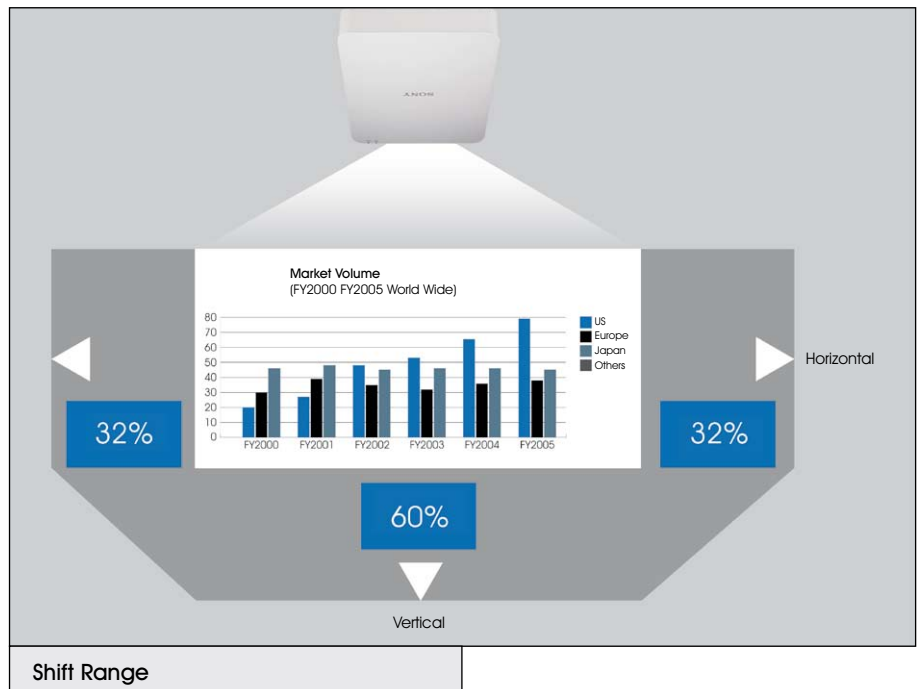
Installation Advantages

Lens Shift Functions

The VPL-FH30 and VPL-FH35 are equipped with horizontal and vertical lens shift functions for greater installation flexibility. Using this function, the position of the projected image can be moved vertically by up to 60% and horizontally from -32% through to +32%. Images can be easily adjusted to the desired settings during installation.



* BrightEra with Long Lasting Optics is the brand name for a new generation of optical system, which is a more advanced version of Sony's original BrightEra technology. In addition to the adoption of LCD panels that have pixels with large aperture ratios and inorganic alignment layers, BrightEra with Long Lasting Optics technology also uses an inorganic layer for polarisation plates to greatly enhance reliability.



Features

Excellent Total Cost of Ownership and ECO-friendly Features

Long-lasting Lamp

By incorporating a newly developed high-performance lamp and advanced lamp-control technology, the projectors offer the recommended lamp replacement time of approximately 4,000 hours* (VPL-FH30) and 3500 hours* (VPL-FH35).

* In Standard mode.

VPL-FH30

4000 hours

VPL-FH35

3500 hours

Conventional Model

3000 hours

Longer Lamp Exchange Time*¹

*1 These values are approximate

Low Power Consumption

The projectors offer remarkably low power consumption, allowing users to make significant savings on electricity expenses.

VPL-FH30 /
VPL-FH35

Approx. 18%
Down

Lower Power
Consumption

Conventional Model

Higher Energy Efficiency

ECO MODE

Eco Mode optimises combinations of the following functions.

- **Lamp mode**
"High / Standard"
- Saving the consumption of lamp wattage.
- **Power Saving mode**
"Lamp Cutoff / Projector Standby"
- When set to "On", the projector goes into power saving mode if there is no operation for 10 minutes without any signal input.


Lamp Cutoff ; The lamp goes off. The lamp lights again when a signal is input or any key is pressed.

Projector Standby ; "Standard / Low"
In "Standard", power consumption is 12W and is reduced to 0.3W in "Low".

*Network function cannot be operated

ECO MODE Key

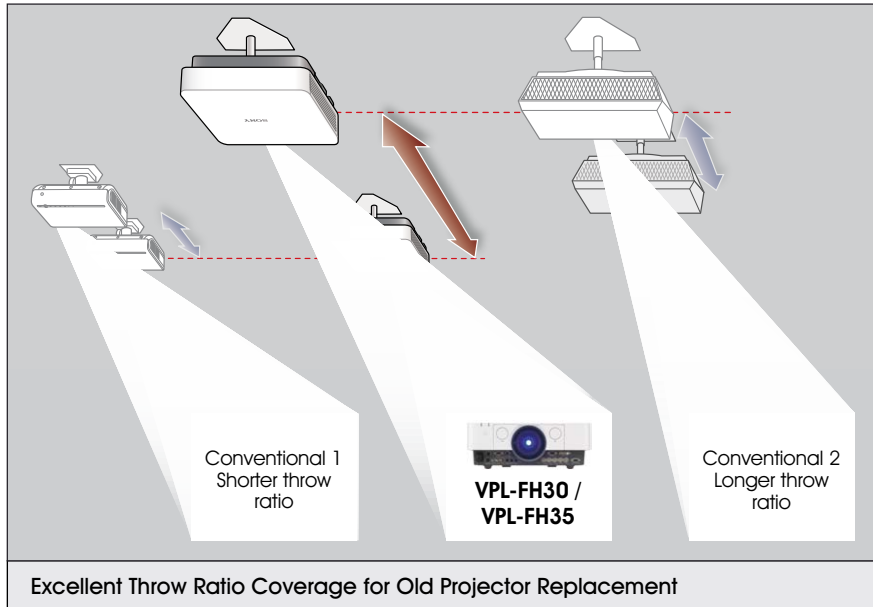
With a single push of the ECO MODE key on either the projector or the supplied Remote Commander™ unit, the user can select an energy-saving setting in the ECO Mode menu.



VPL-FH30 and VPL-FH35

Excellent Throw Ratio Coverage for Old Projector Replacement

The 1.6x zoom and 1.39 to 2.23 throw ratio standard lens enables installation flexibility when replacing an existing projector with the VPL-FH30 or VPL-FH35, there's no need to change ceiling mount positions. For applications where more than a standard lens is needed, the projectors are compatible with the optional VPLL-Z1024PK and VPLL-Z1032PK accessory lenses designed for Sony's current VPL-FX40 Series.



12-bit 3D Gamma Correction

The VPL-FH30 and VPL-FH35 incorporate 12-bit 3D Gamma Correction circuitry to perform highly accurate gamma correction, achieving smoother gradations and richer grey-scale.



I/P Conversion and Film Mode

The video signal processing technology that Sony has incorporated in the projectors offer I/P conversion and 2-3 pull-down to generate high-quality images with outstanding clarity.

Picture-by-Picture

With this feature, users can project two different images at the same time, greatly expanding creative possibilities and enabling exciting new applications.



simulated image



Presentation Functions

Freeze Function

Freezes the projected image

Digital Zoom Function

Enlarges a section of the image

Picture Muting Function via Built-in Mechanical Shutter

Mutes the projection of images on screen via a built-in mechanical shutter. This function can be easily operated with just the touch of a button on the supplied Remote Commander unit

Other Features

Panel Alignment

Allows the user to adjust colour alignment for ultimate picture perfect images

Whole picture alignment - Adjustment range: ± 2.0 dot by 0.1 dot

Desired Zone alignment: Selects the desired range (H:16 x V:10 = 160 cross points) Adjustment range: ± 2.0 dot by 0.1 dot

Colour Matching

Allows the user to adjust brightness and colour of the whole projected image to match the original image

Quiet Noise Operation

Low frequency sound

Closed Captioning

Official teletext broadcasting, developed by the NCI, USA

Security Pack

Security lock (password and mechanical), security bar, panel key lock and security label

Test Pattern Key

For easy screen adjustment

ID Mode

For individual control of multiple projectors

Audio Monitor Function

Allows audio to be selected based on input selection

Smart APA

Auto pixel alignment

Direct Power On/Off

Direct power control using the circuit breaker on the switch board

High Altitude Mode

For projector operation at high altitude

Network and Control

Controls and monitors projector status
Compatible with various control systems

Features

Centered Lens Design


The centered lens provides symmetry for a balanced installation and makes set up very simple.



Trouble-free Maintenance

Easy Lamp and Filter Maintenance

When the air filter must be cleaned, a timely message is clearly displayed on screen. The lamp and the filter are accessible from the same side, so their replacement can be performed without uninstalling the projector. With typical usage, replacement filters have an approximate 15000-hour cleaning cycle. This is achieved by a Quad Filter System enabling both the lamp and the filters to be replaced at the same time, even in tough environments, saving maintenance time and cost.



Quad Filter System

PrimeSupport

All Sony Professional's business projectors sold into the EU, Norway and Switzerland come supplied with a 3 year PrimeSupport pack. This offers unique services and benefits over and above standard warranty:-

3 Years Cover

Freephone telephone helpdesk support **(00800 7898 7898)** in 5 languages. Collection, repair and return anywhere in EU, Norway and Switzerland

In addition, optional PrimeSupport Plus packs can be purchased which can further enhance the 3 year support to give extra peace of mind:-

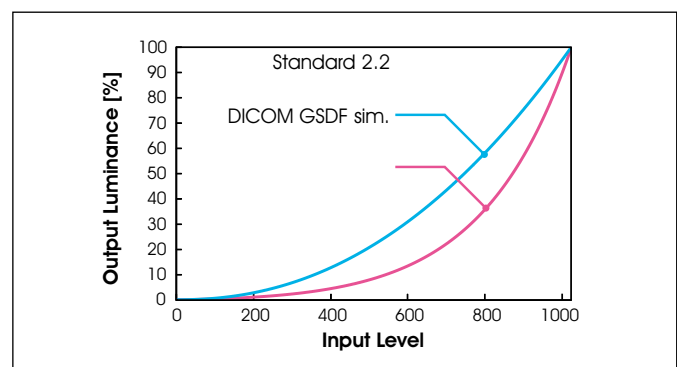
- A 2 year extension to give long-term assurance of expert support and technical assistance
- Provision of a loan unit throughout the 3 year of PrimeSupport cover to minimise disruption to business
- A 5 year extension of both PrimeSupport cover and loan unit provision for maximum protection - ie 5 year PrimeSupport cover and provision of a loan unit for 5 years.
- Free replacement lamp throughout the 3 year PrimeSupport cover to reduce unexpected running costs



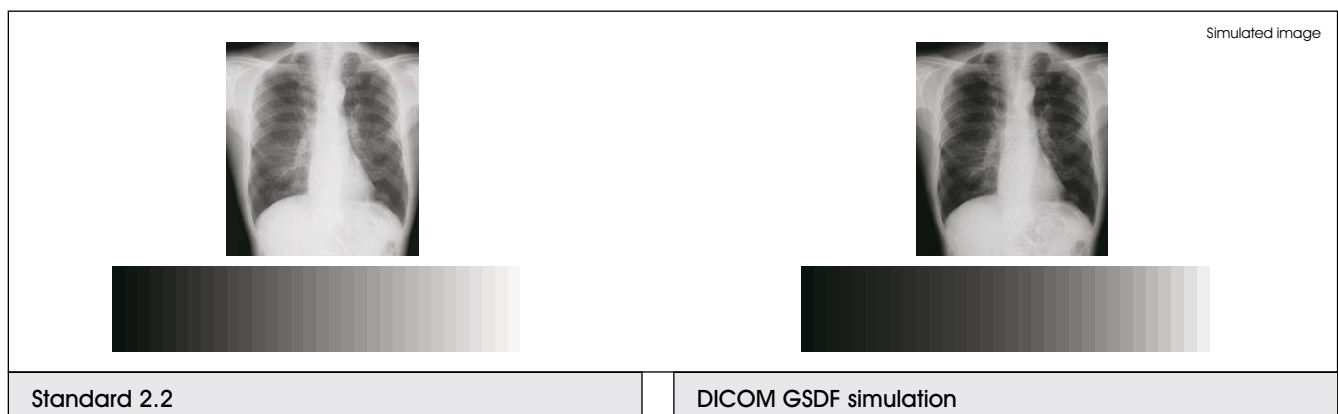
DICOM GSDF Simulation*

The VPL-FH30 and VPL-FH35 are equipped with a new gamma mode, called DICOM GSDF Simulation. This is ideal for viewing digital medical imagery for non-diagnostic applications.

* Conforms to GSDF (Grayscale Standard Display Function) medical standards for DICOM (Digital Imaging and Communications in Medicine).
 * This function is for training and reference only, and cannot be used for medical diagnosis.



DICOM GSDF simulation



Standard 2.2

DICOM GSDF simulation

Optional Accessories



LMP-F272

Replacement Projector Lamp
(VPL-FH30)



LMP-F331

Replacement Projector Lamp
(VPL-FH35)



PAM-300

Projector Suspension Support



VPLL-Z1024PK

Projector Lens supplied with PK-F30LA1 Projector Lens Adapter
Throw Ratio 2.34 to 3.19



VPLL-Z1032PK

Projector Lens supplied with PK-F30LA1 Projector Lens Adapter
Throw Ratio 3.18-4.84



PK-F30LA1

Projector Lens Adapter

Optional Lenses

Projection Lens	VPLL-Z1024PK	VPLL-Z1032PK
Throw ratio	2.34 to 3.19	3.18 to 4.84
Zoom / Focus	Manual / Manual	Manual / Manual
Lens shift	Vertical: Upward 60% to Downward 0% Horizontal: Right 32% to Left 32%	Vertical: Upward 60% to Downward 0% Horizontal: Right 32% to Left 32%
Aperture	f/2.00 to 2.30	f/2.00 to 2.40
Screen size*	40" to 600"	40" to 600"
Dimensions	W 97 x H 87 x D 180 mm (W 3 13/16 x H 3 7/16 x D 7 3/32 in)	W 97 x H 87 x D 177 mm (W 3 13/16 x H 3 7/16 x D 6 31/32 in)
Mass	1.1 kg / 2 lb 7 oz	1.1 kg / 2 lb 7 oz
Required projection lens adapter	PK-F30LA1	PK-F30LA1

* Viewable area, measured diagonally.

Preset Signal Chart

Computer Signal			
Resolution	fH [kHz]/ fV [Hz]	Input connector	
		RGB ^{*1}	DVI-D ^{*2} /HDMI ^{*3}
640 x 350	31.5/70	●	—
	37.9/85	●	—
640 x 400	31.5/70	●	—
	37.9/85	●	—
640 x 480	31.5/60	●	●
	35.0/67	●	—
	37.9/73	●	—
	37.5/75	●	—
	43.3/85	●	—
800 x 600	35.2/66	●	—
	37.9/60	●	●
	48.1/72	●	—
	46.9/75	●	—
832 x 624	53.7/85	●	—
	49.7/75	●	—
1024 x 768	48.4/60	●	●
	56.5/70	●	—
	60.0/75	●	—
	68.7/85	●	—
1152 x 864	64.0/70	●	—
	67.5/75	●	—
1152 x 900	77.5/85	●	—
	61.8/66	●	—
1280 x 960	60.0/60	●	●
	75.0/75	●	—
1280 x 1024	64.0/60	●	●
	80.0/75	●	—
	91.1/85	●	—
1400 x 1050	65.3/60	●	●
1600 x 1200	75.0/60	●	●
1280 x 768	47.8/60	●	●
1280 x 720	45.0/60	●	●*6
1920 x 1080	67.5/60	—	●*6
1360 x 768	47.7/60	●	●
1440 x 900	55.9/60	●	●
1680 x 1050	65.3/60	●	●
1280 x 800	49.7/60	●	●
1920 x 1200	74.0/60	●*5	●*5
1600 x 900	60.0/60	●*5	●*5
Digital TV Signal			
Signal	fV [Hz]	Input Connector	
		RGB/YPbPr ^{*4}	DVI-D ^{*2} /HDMI ^{*3}
480i	60	●	●
576i	50	●	●
480p	60	●	●
576p	50	●	●
1080i	60	●	●
1080i	50	●	●
720p	60	●	●*5
720p	50	●	●
1080p	60	—	●*5
1080p	50	—	●
1080p	24	—	●
Analogue TV Signal			
Signal	fV [Hz]	Input Connector	
		VIDEO/S VIDEO	
480i	60	●	●
576i	50	●	●

*1: INPUT A, INPUT B *2: INPUT C *3: INPUT D *4: INPUT A *5: Available for VESA Reduced Blanking signals only.

*6: INPUT C is determined as a computer signal;

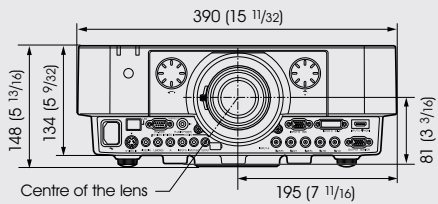
INPUT D is determined as a digital TV signal.

• When a signal other than the signals listed in the table is input, the picture may not be displayed properly.

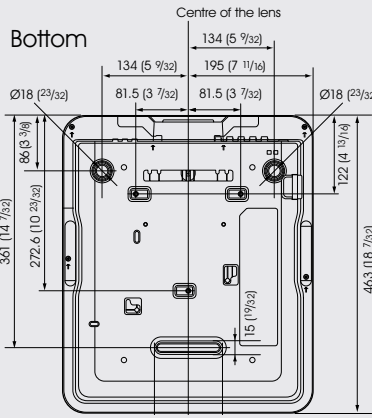
• An input signal meant for a screen resolution different to that of the panel will not be displayed in its original resolution. Text and lines may be uneven.

• Some actual values may differ slightly from the design values given in the table.

Front



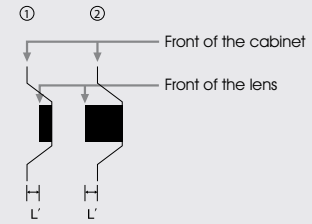
Unit: mm (inches)



The distance L' is between the front of the lens (centre) and the front of the cabinet

Unit: mm (inches)

Lens	L'	Type
Standard lens	12.2 (15/32)	①
VPLL-Z1024PK	1.6 (1/16)	②
VPLL-Z1032PK	0.3 (1/32)	①

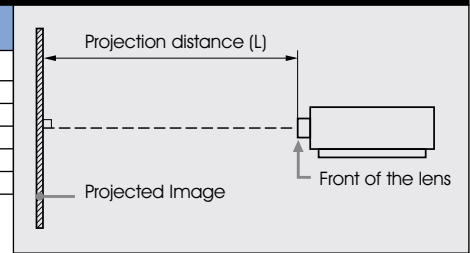


Dimensions

Installation Diagram

Projection Distance

Projection Image Size		Projection Distance (L)		
Diagonal	Width x Height	Standard Lens	VPLL-Z1024PK	VPLL-Z1032PK
80-inch (2.03 m)	1.72 x 1.08 (68 x 42)	2.39 – 3.83 (95 – 150)	4.00 – 5.48 (158 – 215)	5.45 – 8.32 (215 – 327)
100-inch (2.54 m)	2.15 x 1.35 (85 x 53)	3.00 – 4.80 (119 – 189)	5.03 – 6.87 (198 – 270)	6.84 – 10.43 (270 – 410)
120-inch (3.05 m)	2.58 x 1.62 (102 x 64)	3.61 – 5.77 (143 – 227)	6.05 – 8.27 (238 – 325)	8.24 – 12.55 (325 – 494)
150-inch (3.81 m)	3.23 x 2.02 (127 x 79)	4.53 – 7.22 (179 – 284)	7.59 – 10.36 (299 – 408)	10.33 – 15.72 (407 – 619)
200-inch (5.08 m)	4.31 x 2.69 (170 x 106)	6.05 – 9.64 (238 – 379)	10.15 – 13.85 (400 – 545)	13.82 – 21.00 (544 – 827)



Specifications

Projector		VPL-FH30	VPL-FH35
Display system		3 LCD system	
Display device	Size of effective display area	0.76" (19.3 mm) x 3, BrightEra, Aspect ratio: 16:10	
	Number of pixels	6,912,000 (1920 x 1200 x 3) pixels	
Projection lens	Zoom	Manual (Approx. 1.6 x)	
	Focus	Manual	
	Lens shift	Manual, Vertical: Upward 60% to Downward 0% Horizontal: Right 32% to Left 32%	
Light source		High-pressure mercury lamp, 275 W type	High-pressure mercury lamp, 330 W type
Recommended lamp replacement time*1		3000 H (Lamp mode: High) 4000 H (Lamp mode: Standard)	2500 H (Lamp mode: High) 3500 H (Lamp mode: Standard)
Filter cleaning cycle		Max. 15000 H*1 Same time as the lamp replacement is recommended	
Screen size		40" to 600" (1.02 m to 15.24 m)*2	
Light output		4300 lm (Lamp mode: High) 3400 lm (Lamp mode: Standard)	5200 lm (Lamp mode: High) 3900 lm (Lamp mode: Standard)
Colour light output		4300 lm (Lamp mode: High) 3400 lm (Lamp mode: Standard)	
Contrast ratio (full white / full black)*2		2000:1	
Displayable scanning frequency	Horizontal	14 kHz to 93 kHz	
	Vertical	47 Hz to 93 Hz	
Display resolution	Computer signal input	Maximum display resolution: 1920 x 1200 dots*3 Panel display resolution: 1920 x 1200 dots	
	Video signal input	NTSC, PAL, SECAM, 480/60i, 576/50i, 480/60p, 576/50p, 720/60p, 720/50p, 1080/60i, 1080/50i, 1080/60p, 1080/50p, 1080/24p	
Colour system		NTSC3.58, PAL, SECAM, NTSC4.43, PAL-M, PAL-N, PAL60	
Keystone correction		Vertical: Max. +/- 5 degrees	
OSD language		20-languages (English, Dutch, French, Italian, German, Spanish, Portuguese, Turkish, Polish, Russian, Swedish, Norwegian, Japanese, Simplified Chinese, Traditional Chinese, Korean, Thai, Vietnamese, Arabic, Persian)	
Computer and video signal input/output	INPUT A	RGB / Y Pb Pr input connector: 5BNC (female) Audio input connector: Stereo mini jack	
	INPUT B	RGB input connector: Mini D-sub 15-pin (female) Audio input connector: Stereo mini jack (shared with INPUT C)	
	INPUT C	DVI-D input connector: DVI-D 24-pin (Single link), supported HDCP Audio input connector: Stereo mini jack (shared with INPUT B)	
	INPUT D	HDMI input connector: Digital RGB/Y Pb Pr Digital Audio: PCN (32 kHz, 44.1 kHz, 48 kHz, 88.2 kHz, 96 kHz)	
	S VIDEO IN	S video input connector: Mini DIN 4-pin Audio input connector: Pin jack (x2) (shared with VIDEO IN)	
	VIDEO IN	Video input connector: Pin jack Audio input connector: Pin jack (x2) (shared with S VIDEO IN)	
	OUTPUT	Monitor output connector*4: Mini D-sub 15-pin (female) Audio output connector*5: Stereo mini jack (variable out)	
Control signal input/output		RS-232C connector: D-sub 9-pin (female) LAN connector: RJ45, 10BASE-T/100BASE-TX Control S input connector: Stereo mini jack, Plug in power DC 5 V	
Acoustic noise		30 dB (Lamp mode: Standard)	35 dB (Lamp mode: Standard)
Operating temperature (Operating humidity)		0°C to 40°C / 32°F to 104°F (35% to 85%; no condensation)	
Storage temperature (Storage humidity)		-20°C to +60°C / -4°F to +140°F (10% to 90%)	
Power requirements		AC 100 V to 240 V, 4 A to 1.6 A, 50/60 Hz	
Power consumption	AC 100 V to 120 V	400 W	460 W
	AC 220 V to 240 V	380 W	440 W
Standby mode power consumption	AC 100 V to 120 V	9 W (Standby mode: Standard) / 0.15 W (Standby mode: Low)	
	AC 220 V to 240 V	10 W (Standby mode: Standard) / 0.3 W (Standby mode: Low)	
Heat dissipation	AC 100 V to 120 V	1365 BTU	1570 BTU
	AC 220 V to 240 V	1297 BTU	1501 BTU
Outside dimensions		W 390 x H 148 x D 477 mm (W 15 11/32 x H 5 13/16 x D 18 25/32 in) W 390 x H 134 x D 463 mm (W 15 11/32 x H 5 9/32 x D 18 7/32 in) (without protrusions)	
Mass		8.1 kg / 17 lb 14 oz	8.2 kg / 18 lb 1 oz
Supplied accessories		RM-PJ19 Remote Commander (1), Size AA (R6) batteries (2), AC Power Cord (1), Cable ties (2), Quick Reference Manual (1), Security Label (1), Operating Instructions (1)	

*1 The figures are expected maintenance time and not guaranteed. They will depend on the environment or how the projector is used.

*2 This value is average. *3 Available for the VESA Reduced Blanking signal. *4 From INPUT A and INPUT B. *5 Works as an audio switcher function. Output from a selected channel; not available in standby.

At Sony Professional we believe images
have immeasurable power

Images nurture life
connect cultures
grow economies
deliver justice
inspire education
energise entertainment
advance science
liberate imagination
capture history
even promote peace

We use the power of images to increase
business value

We turn images into assets

This is Visual Wealth

© 2011 Sony Corporation. All rights reserved. Reproduction in whole or in part without written permission is prohibited. Features and specifications are subject to change without notice. The values for mass and dimension are approximate. "SONY" and "make.believe", "BrightEra" and "Remote Commander" are trademarks of Sony Corporation. Trademark P.Link is a trademark applied for trademark rights in Japan, the United States of America and other countries and areas. HDMI, the HDMI logo, and High-Definition Multimedia Interface are trademarks or registered trademarks of HDMI Licensing LLC. All other trademarks are the property of their respective owners. "Blend-in" design of the VPL-FX30 is well respected and has won the iF Product Design Award Gold 2011. The VPL-FH30 and VPL-FH35 employ "Blend-in" design concept.

Distributed by

About Sony Professional

Sony Professional is the leading supplier of AV/IT solutions to businesses across a wide variety of sectors including, **Media and Broadcast, Video Security and Retail, Transport & Large Venue markets**. It delivers products, systems and applications to enable the creation, manipulation and distribution of digital audio-visual content that add value to businesses and their customers. With over 25 years' experience in delivering innovative market-leading products, Sony Professional is ideally placed to deliver exceptional quality and value to its customers. Sony's Professional Services division, its systems integration arm, offers its customers access to the expertise and local knowledge of skilled professionals across Europe. Collaborating with a network of established technology partners, Sony Professional delivers end to end solutions that address the customer's needs, integrating software and systems to achieve each organisations' individual business goals. For more information please visit www.pro.sony.eu

HCT_11121_UK_03/01/2012

SONY
make.believe