

BENQ PE7700 Digital Projector

Home Theater Series

Model	PE7700
Projection System	DLP™
Brightness	1100 ANSI lumens (80% at economic mode)
Contrast Ratio	2500:1
Native Resolution	1280 x 720 (16:9)
Resolution Support	640 x 400 to 1024 x 768
Weight	12 lbs (5.5 kg)
Dimension (WxHxD)	15 x 4.5 x 11.8 inches (380 x 115 x 300 mm)
Image Size	37"~300"
Throw Ratio	100" @3m (100" @9.8 feet)
Zoom Ratio	Manual zoom, 1.37:1
Lens	F=2.4 to 2.8, f=23.98 ~ 32.4 mm
Color	Full 16.7 million color palette
Aspect Ratio	Native 16:9 (5 aspect ratios selectable)
Horizontal Frequency	15 ~ 75 kHz
Vertical Scan Rate	50 ~ 100Hz
Projection Position	Front/rear, table/ceiling
Audio Noise	<29/26 dB (normal/economic mode)
Lamp	250W, 2000/3000 hours (normal/economic mode)
Input Terminals (PC)	Analog RGB :BNC x 3 (BNC to VGA adapter included in box)
Input Terminals (A/V)	Digital: HDMI (with HDCP) x 1 Composite video: RCA x 1 S-Video: mini DIN 4 pin x 1 Component video 1: BNC x 5 Component video 2: RCA x 3
Input Terminals (Audio)	-
Input Terminals (Video)	-
Control Terminals	RS232 serial control: mini DIN 9 pin x1
Output Terminals	-
Video Compatibility	NTSC, PAL, SECAM, EDTV
Auto Switching Power Supply	100 to 240 V AC, 50 to 60 Hz
Power Consumption	320W (max., 80% at economic mode)
On-Screen Display Language	English/French/Germany/Italian/ Spanish/ Japanese/ Simplified Chinese/ Traditional Chinese
Preset Modes	Cinema mode Home theater mode Family room mode Photo mode Gaming mode
Features	<ul style="list-style-type: none"> • Senseye technology • De-interlace with 3:2 pull down • ICC color adjustment (RGBYW) • IRE level selection • Color temperature adjustment (3 default modes and 2 user settings) • 6-segment color wheel • Fixed CAT optical lens • HDTV compatible • PIP, POP • Professional digital input (HDMI) • Micro dust filter • Remote control with back light module
Accessories (Standard)	Users' manual Remote control AAA batteries Warranty information booklet Power cord Video cable S-Video cable VGA- BNC cable Micro dust filter
Accessories (Optional)	Ceiling mounting kit Spare lamp kit HDMI cable

The actual lamp life may depend on the surrounding environments, including altitude, temperature or rapidly switching the projector on and off.

Projection Size	Screen Size (inch)	50"	70"	90"	110"	130"	150"
	Projection Distance (m)	1.34 ~ 1.82	1.87 ~ 2.55	2.41 ~ 3.27	2.94 ~ 4.00	3.48 ~ 4.73	4.01 ~ 5.45

Headquarters
BenQ Corporation
Digital Media Business Group
157 Shan-Ying Rd., Gueishan,
Taoyuan 333, Taiwan
Tel: +886-3-359-5000
Fax: +886-3-359-9000

America
BenQ America Corp.
53 Discovery,
Irvine, CA 92618,
U.S.A.
Tel: +1-949-255-9500
Fax: +1-949-255-9600

Europe
BenQ Europe B.V.
Ekkersrijt 4130, 5692 DC Son,
The Netherlands
Tel: +31-499-750-500
Fax: +31-499-750-599



Asia Pacific
BenQ Asia Pacific Corp.
16 Jihu Road, Neihu,
Taipei 114, Taiwan
Tel: +886-2-2799-8600
Fax: +886-2-2659-1959

China
BenQ (IT) Co., Ltd.
268 Shishan Rd., Suzhou,
215011 China
Tel: +86-512-6825-1233
Fax: +86-512-6825-9121

Dealer's Stamp

BENQ
Enjoyment Matters

Introducing the 1st Home Theater Projector with BenQ Senseye Technology.

Now even the subtlest color tones are reproduced faithfully and live action flows flawlessly.



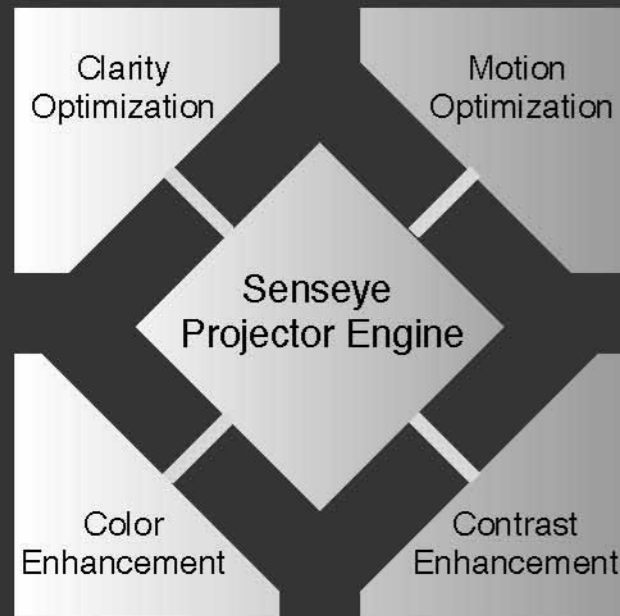
senseye™
Human vision technology

As sensitive as the human eye.

Introducing a Projector that uses a technology you can believe in. Your eyes. For the first time, a home theater system untaps the true potential of how the human eye sees. It's so sensitive it captures every emotion. Thanks to a new revolutionary technology called Senseye you see the minute differences between even the most subtle colors, as well as view live action both smoothly and flawlessly. Your eyes feel everything. Just the way you do. In the words of ProjectorCentral.com, "outstanding image quality and an impressive feature set". *For full review visit www.ProjectorCentral.com or log on to BenQ.com. *Reviewed by Bill Livolsi




Senseye Projector Engine



Crystal clear across the entire screen

Senseye Clarity Optimization reduces picture noise so images remain crystal clear across the whole screen. Image "noise" can be detected and separated into different levels. Clarity Optimization then distinguishes these different levels and then applies the correct Adaptive Noise Reduction solution. So noise reduction can be achieved without over-sharpening or clarity loss. All in all, this process significantly reduces noise reduction resulting in super crisp video images.



Different noise levels in one image.

Other noise reduction technologies simply ignore the difference of noise levels. Over-sharpening occurs to parts of the images if they are already clear.

Live action is delivered flawlessly

Senseye Motion Optimization raises the picture quality of the BenQ PE7700 projector to new heights. One of the key factors in flawless live action is the processing of the video from its native interlace form to high quality progressive scan data. The PE7700's Angle Motion Compensation completely surpasses any previous model. It removes stair-stepping on diagonal moving images. The result is no jagged edges and natural-looking and flowing moving images.



Angle Motion Compensation removes stair-stepping on moving diagonal lines.



Intelligent Progressive Scan eliminate jagged vertical edges and screen door effect to deliver smooth and flawless images.




Screen door effect

To optimize the motion quality further, Senseye incorporates Intelligent Progressive Scan, a huge leap in video picture quality that makes it possible to recreate images with cinema-like quality. Senseye intelligently detects which areas have motion and which areas do not. Then processes them differently to create smoother motion. Static areas are meshed and areas where motion is detected are treated with a proprietary filtering technique resulting in very high quality, progressive scan images.

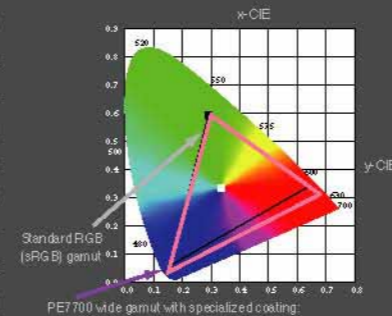
Color subtleties are reproduced faithfully

Equipped with Senseye Color Enhancement, PE7700 enables clear reproduction of even the subtlest colors such as pastels and flesh tones.

Senseye Color Enhancement means better color saturation than standard RGB processors. The color tones of the entire image are automatically assessed, adjusted, then reproduced with the optimum color balance. The PE7700's advanced Golden Ratio Color Wheel provides high-grade color reproduction, whilst a Specialized Color Wheel Coating delivers better color saturation on Red and Blue than standard RGB (sRGB) without sacrificing green.



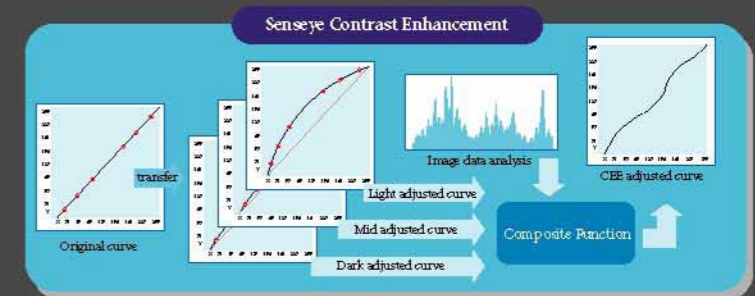
Golden Ratio Color Wheel and its specialized coating delivers high-grade color reproduction and more natural flesh tones.



Specialized Color Wheel Coating delivers better color saturation on Red and Blue than standard RGB (sRGB) without sacrificing green.

Say goodbye to washed out, flat video images

Are the dark areas not dark enough, and the lighter areas always not bright enough? Senseye Contrast Enhancement changes this forever. It automatically analyzes image signals and adjusts the quality of brighter and darker portions separately. The result: the dark looks darker and the bright looks brighter. Yet, at the same time, there is no sacrifice in color saturation, so that image details requiring high contrast can be better displayed. Meaning you can appreciate the details of objects as though they were right in front of your eyes.



Adjust the contrast, the bright portions become brighter and the dark portions become darker as well.



The bright portions become brighter and the dark portions become darker.

Contrast Enhancement automatically makes the dark portions darker and the bright portions brighter.

Other powerful features of PE7700

It's not only the depth, but also the breadth of features that makes the PE7700 the only choice for serious home theater enthusiasts.

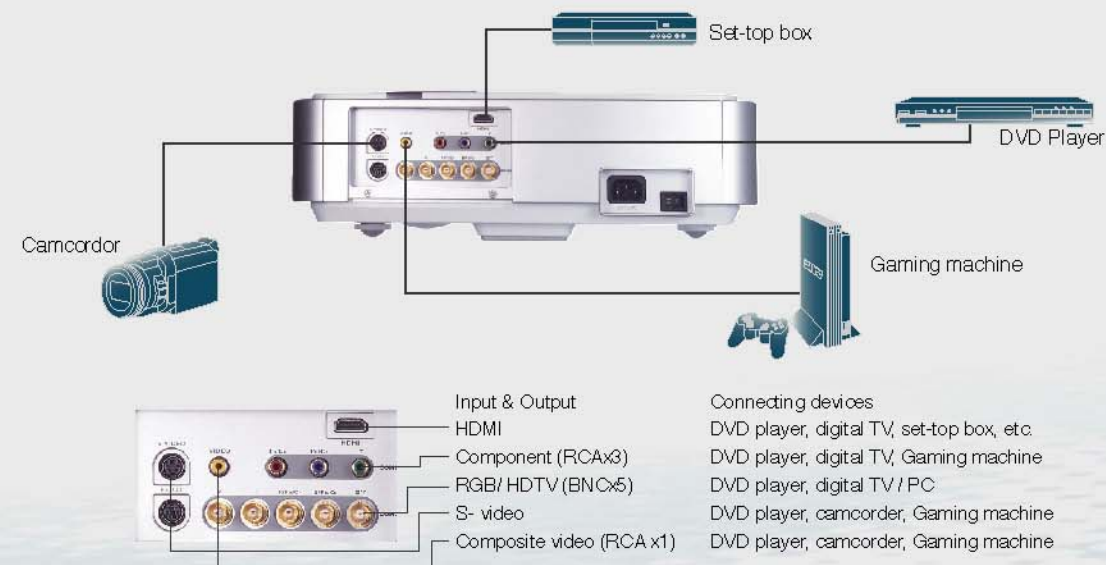
One touch operation for the best setting in any occasion

At the touch of a button, the PE7700 smart technology adjusts color and lighting to 5 frequently used environments.

Preset Modes	Setting	Application
Cinema	• The best in black detail, good in color reproduction, and low brightness.	For seeing movies in a completely dark room.
Home Theater	• Good in black detail, good in color reproduction, and low brightness.	For seeing movies in a darkened room. (curtains closed, but still some light)
Family Room	• High brightness with strong color saturation in bright room for eye catching. • Show more details in white rather than in black.	For watching TV and animation in brighter living room.
Photo	• Good color reproduction with decent brightness.	Make photos more distinctive and sharp. Suitable for living room.
Gaming	• Strong in each color (RGBY) to deliver saturated color with decent brightness.	For playing games.

Enjoyment Epicenter.

The PE7700 is designed with every possible connection in mind. You can connect any device for maximum digital pleasure.



Why HDMI:

1. HDMI is the only interface that can carry both uncompressed high-definition video and uncompressed multi-channel audio in all HD format up to 1080p. This translates into the highest quality video and audio - seen and heard - direct from the source.
2. Most digital devices still rely on analog interfaces, which are the weak link in the chain affecting the ultimate image quality of the content. Maintaining the integrity of the digital signal from device-to-device is key to providing the highest quality home theater experience.
3. Better compatibility with future advanced video devices since HDMI has become more and more popular.

My Favorites

You can set up to 18 user preferences settings. No more wasting time. Get to your favorite settings faster.

Color Temperature Setting

Here's something you won't find on most other projectors. 5 sets of color temperature setting for no matter what your preference is.

Customized Color Preference


At last, independent color control of red, green and blue. When you change one color, the other colors are not affected or typically distorted. Now you can separately adjust the reds redder, the greens greener and the blues bluer to the exact level your eye desires.

Silence is Golden

The PE7700 lets you enjoy the movie without any projector noise distractions. Projector system acoustic noise mainly comes from the spinning fan and the wheel vibration. To reduce sound levels BenQ adopts 2 L-shaped airflow tunnels to keep temperatures lower, so the fan can operate more efficiently and quietly. A sound dampening muffler in the airflow tunnel and specially designed anti-vibration material in the color wheel holder further reduces vibrations

Another handy innovation from BenQ.

Most people don't know what half the functions are on their remote control. On the other hand, with the PE7700's remote control you get half the complications, but twice the precision control. You have to hand it to our engineers.



1. Source hot keys:
Selects an input source: COMP1, COMP2, VIDEO, HDMI, RGB HD, S-MDEO.
2. Aspect buttons:
Selects the image aspect ratio: ANA, 4:3, LB: WIDE, REAL.
3. Memory buttons:
Restores settings saved in memory location 1, 2 and 3 or restores the default settings for the current input source.
4. Picture quality adjustment buttons:
Easily adjust the brightness, contrast, color and tint.
5. Preset modes buttons:
Switch to different preset modes easily without too many OSD operation.
6. Backlight buttons:
Easy operation in dark room.