

PROJECTOR

EB-450W/EB-455Wi

EPSON
EXCEED YOUR VISION

Ultra-short throw, Ultra interactive Ultra versatile

2x2 = 4
3x3 = 9

Reclaim underutilized space

2001 - 2009
No.1
WORLD'S BEST SELLING
PROJECTOR BRAND
Based on FutureSource
Controlling data
Epson Projectors

EPSON
3LCD

Set to revolutionise lessons and presentations, the Epson EB-450W/EB-455Wi ultra-short throw projector combines Epson's proprietary 3LCD Technology with innovative interactive features which turn any flat, solid or smooth surface into an interactive learning and presentation area.

- **Ultra-short throw advantage**
Its versatile mounting plate can be mounted as close as 7cm (2.8 inches) away from the wall, thus eliminating hardware and shadow interference
- **Ultra flexible and convenient with integrated interactive features**
Turn any standard smooth wall or whiteboard into an interactive learning and presentation area. Together with the use of an interactive pen, the EB-455Wi ultra-short throw projector projects on any surface, turning it into an interactive learning and presentation area
- **Ultra vivid and superior image reproduction with 3LCD technology**

Enjoy excellent image quality with Epson's proprietary 3LCD technology that offers real-time colour projection and delivers incredibly bright images and accurate colours, making your presentation even more lively and enjoyable



Revolutionise image projection with added interactive features



Projector EB-450W/EB455Wi

ULTRA-SHORT THROW ADVANTAGE

Reduced hardware and shadow interference

The new ultra-short throw projector design eliminates many of the common problems of interactive systems, such as an eye glare. Anchored close to the wall, you can project extra-large images of up to 203cm (80 inches) with the lens only 48cm (19 inches) away, thus reducing significant shadow interference and obstruction.



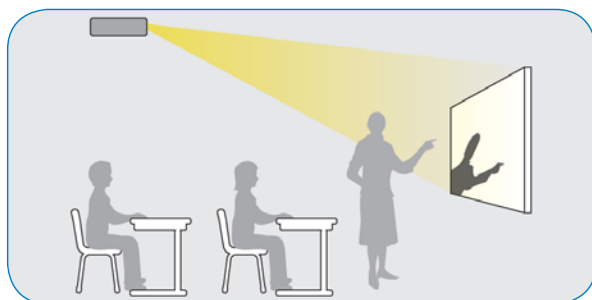
Standard short throw



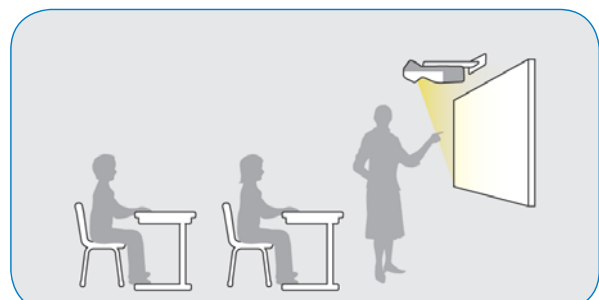
Ultra-short throw



Even when standing directly in front of the screen, the light rarely reaches the face, making it easier on the eyes. This makes standing in front of the screen far more pleasant.



Long throw



Ultra-short throw


Shadow interference has been reduced significantly. Previously obstructed areas of the screen are now clearly visible to make sharing of information smoother.

ULTRA FLEXIBLE AND CONVENIENT WITH INTEGRATED INTERACTIVE FEATURES

Maximise real estate space

Take advantage of underutilised classroom space or turn an existing standard whiteboard into an interactive projection wall. The EB-450W/EB-455Wi ultra-short throw projector works on almost any surface — a flat wall, an existing whiteboard or even a chalkboard.

What's more, because the whiteboard is optional, you can turn empty areas and plain walls into interactive learning areas and maximise the value of the wall space available with the interactive EB-455Wi.



Projection on a whiteboard

EB-455Wi is equipped with a new projection mode for projecting onto a table, expanding the possibilities for new interactive lessons in the classroom.

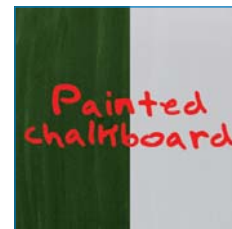




Projection on a table*

* When projecting onto a table, the projection mode in OSD must be changed to "Pointing Down Mode"

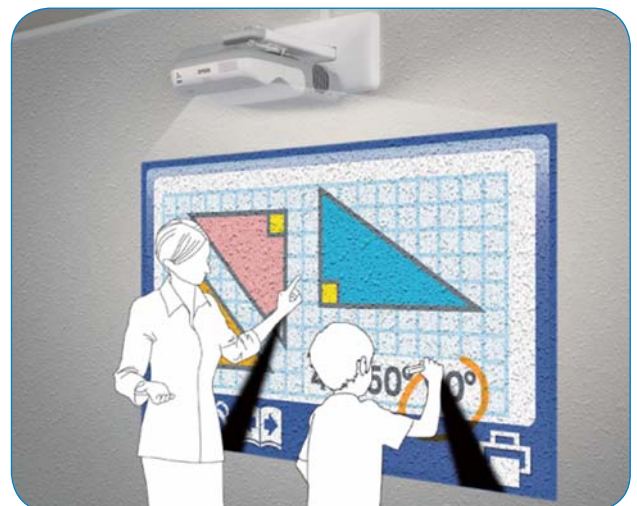
Built-in interactive capabilities included in the projector, not into a board

The EB-455Wi projector eliminates the expense of a dedicated interactive whiteboard and the need to dedicate valuable wall space to just one function.



Added versatility and optimised interaction


Create fun and interactive environments effortlessly with EB-455Wi's added interactive features such as the interactive pen, which works like a mouse. With a single projector and supporting softwares, you can now enjoy flexible, hassle-free, multimedia graphics-rich presentations.



ULTRA BIG AND WIDE

Active area of up to 243cm (97 inches) diagonal WXGA

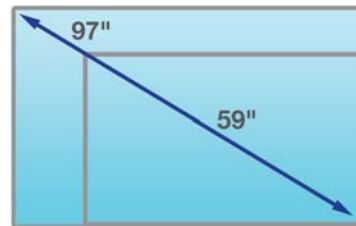
Maximise interactive learning areas available without paying a premium for size. The EB-455Wi projector projects images up to 243cm (97 inches) in native WXGA, giving every student a great view regardless of where students are seated in the classroom.



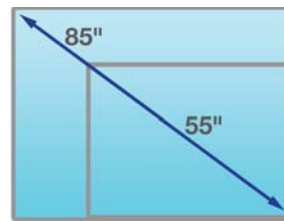
Interactive images sizes can be set anywhere of up to 243cm (97 inches) diagonal WXGA

While interactive whiteboards are limited by its predetermined height and width, EB-455Wi has no such constraints.

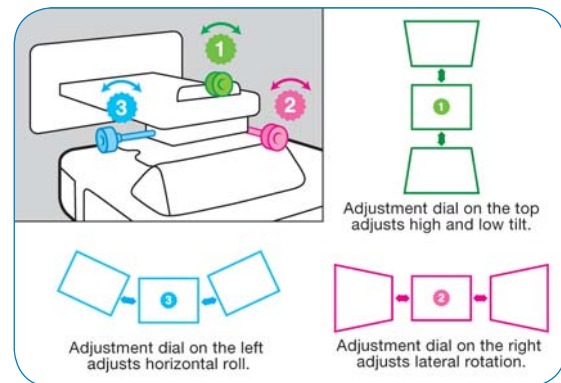
Set the size of the interactive area to fit your available space. What's more, the mounting plate, with its easy installation tools, gives you the flexibility to mount the projector in any classroom, hence giving you the flexibility to determine the right location of the active area you want without the complexity and cost of managing multiple types of equipment.



Variable image sizes from 59" to 97" diagonal in WXGA (16:10)



Variable image sizes from 55" to 85" diagonal in XGA (4:3)



ULTRA VIVID AND SUPERIOR IMAGE REPRODUCTION WITH 3LCD TECHNOLOGY

Impeccable image quality

With a brightness of 2500lm, you can project images and animations in the highest resolution, even in broad daylight and maintain that all-important eye contact with your students under the most comfortable ambience.




ULTRA EASY INTEGRATION

EB-455Wi interactive pen works like a mouse on your PC/MAC. It displays and interacts with whatever you are running, streaming or broadcasting. It is software agnostic and Web 2.0 friendly. Similar to a computer monitor, the open architecture allows users to use, share and engage with virtually any software, digital media file or e-textbook.



FUTURE-PROOF YOUR INVESTMENT WITH A TECHNOLOGY-FORWARD ALL-IN-ONE PACKAGE. THE EB-450W/EB-455Wi PROJECTOR COMES WITH:

- 2500lm brightness with WXGA
- Ink Function Compatible (interactive)
The ink functions from Microsoft OS (Vista, Windows 7) can now be utilised with connections using the Epson Interactive Driver. This function enables users to save files in Microsoft Office (2003, 2007 and 2010) formats such as Word, Excel, and PowerPoint.
- Energy E-TORL lamp of up to 3500 lamp hours
- Easy network monitoring and control – RJ45 LAN and RS-232C connectivity



E-TORL Lamp
Conventional Lamp



- Built-in speaker
(EB-450W: 10W, EB-455Wi: 12W)

PARTNERS IN PERFECTION

Ultra portable Document Camera ELPDC06



Easily portable; 0.96 kg/2.11 lbs
1.92 megapixels with 15fps
4 x digital zoom
USB powered

Desktop Document Camera ELPDC11



2.2 kg/4.85 lbs
5 megapixels with 30fps
10 x digital zoom
Bundled with microscope adaptor

Interactive Unit ELPIU01



USB powered
Easy interactive function
Simple and easy set up

Epson Revolutionises Projector Market with 3LCD Technology and Leads as World's No.1* Projector Brand for 9 Consecutive Years!

* Based on independent research by Futuresource Consulting

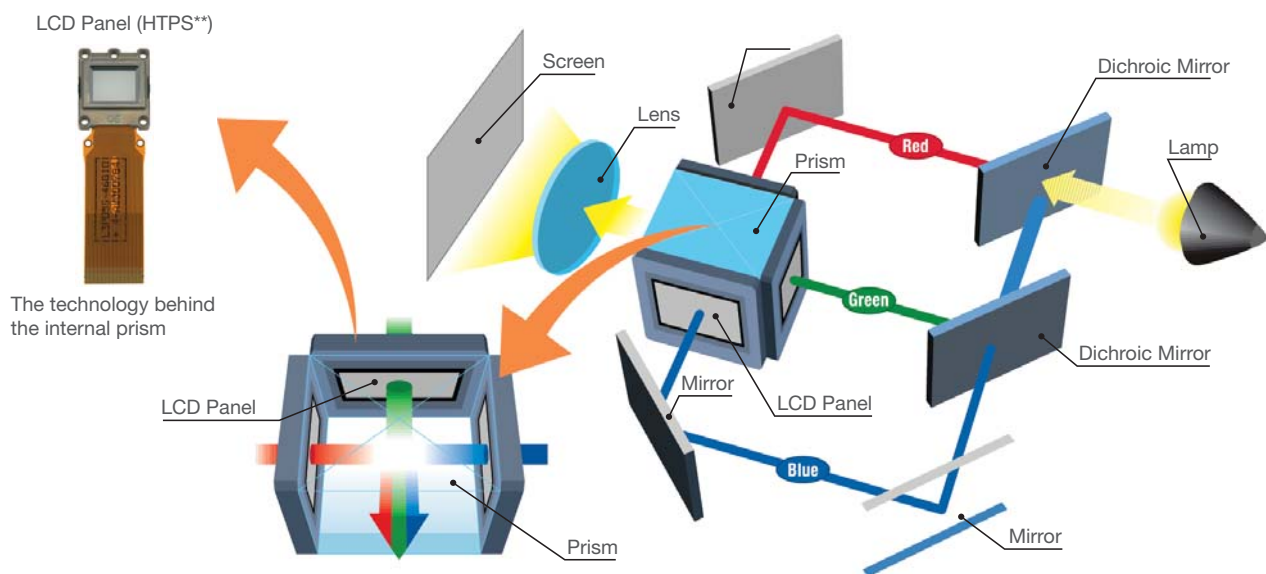
Advantages of 3LCD Projection System

Bright Images and Faithful Colour Reproduction

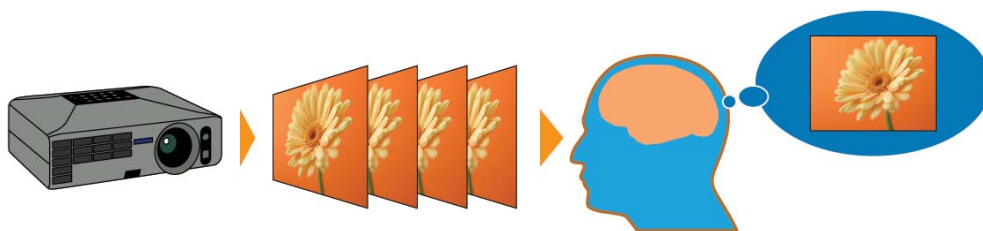
3LCD projectors offer all-time colour (Red, Green and Blue) projection thereby ensuring faithful full colour reproduction. This is suitable for projection of colour intensive images such as videos, photographs and colour charts.

Incredible Details

3LCD projectors are able to produce an unparalleled range of grayscale images, which contributes to delivering incredible colour images that are smooth and seamless.



3LCD projector : RGB are projected at the same time, which makes the single composite image easy on the eyes.



** HTPS (High Temperature Poly-Silicon) is an active matrix transmissive LCD. It is extremely small and produces high-quality images.

Gentle on the Eyes

3LCD projectors' images do not suffer from colour break-up (commonly known as the rainbow effect). The projections are easy on the eyes as you will not be affected by any distorted pattern.

3LCD projectors use 3 separate LCD panels to form a continuous image containing all colours (red, blue and green) ensuring smooth video playback, even for rapid-motion images.

Reliable Technology

With more than 60 million 3LCD chips shipped to date, the powerful and road-tested 3LCD projection technology is extremely reliable, and is trusted by many throughout to deliver sharp and true-to-life images.

Colour Light Output

- an easy way to evaluate projector colour output

What is Colour Light Output?

Colour Light Output (CLO) is a specification that provides critical information on a projector's ability to deliver colour. Developed by colour scientists using the same approach as White Light Output (Brightness) measurement, Colour Light Output provides the buyer with additional key information about colour.

Does Brightness measure colour?

No. Current product specifications such as Brightness (or White Light Output), Contrast Ratio and Resolution give no information regarding a projector's ability to reproduce colour. The existing Brightness specification only measures the total amount of White Light projected. It does not measure colour – in fact, many manufacturers artificially boost brightness by adding white light, which dilutes the projector's colour brightness.

Why is Colour Light Output important?

Colour Light Output is critically important because it measures the brightness of Red, Green and Blue. Red, Green and Blue create white when combined in the right proportions. They also comprise the input signal that tells your projector how to reproduce colour images. Beautifully balanced colour is possible when bright Red, Green and Blue combine to produce the brightness equal to White. Colour Light Output provides users with an additional way to evaluate a projector and make more discerning buying decisions.

Is Colour Light Output the same in all projectors?

No. There are vast differences in the Colour Light Output of projectors on the market today. Look at the images below from two competing projectors

3LCD Projector



Image #1*



Image #2*

Brand X



Image #1*



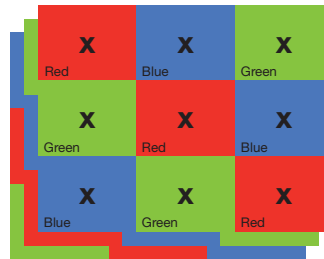
Image #2*

Colour Light Output specification describes the difference in colour between these two projectors.

How is Colour Light Output measured?

X	X	X
X	X	X
X	X	X

Brightness (or White Light Output) measures the total amount of white light projected in lumens on a nine point grid. It does not measure colour.



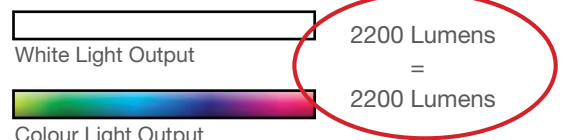
Colour Light Output uses 3 sets of a nine-point grid to measure the primary colours - red, green and blue, using the same approach used to measure White Light Output in lumens.

How should Colour Light Output be used?

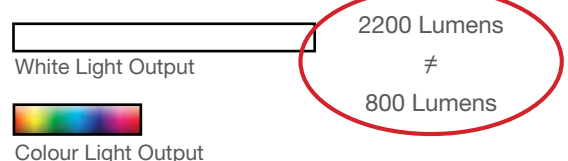
Colour Light Output should be used with White Light Output to provide insight into a projector's overall picture quality. Two things to remember:

1. Select High Colour Light Output.
2. Make sure the Colour Light Output equals the White Light Output.

3LCD Projector
High CLO



Brand X
Low CLO



When selecting a projector, ask for the Colour Light Output measurement.

* Actual photographs of images produced by 2 competing projectors run in default mode. Price, Resolution and Brightness (White Light Output) are the same for both projectors.



115mm (4.5")

481mm (18.9")

369mm (14.5")

EB-450W/EB-455Wi

SPECIFICATIONS

SUPPLIED ACCESSORIES

Power Cable	4.5 m
USB Cable	5 m, USB A / USB B (For EB-455Wi only)
Remote Control	With AA batteries x 2
Easy Interactive Pen	With AAA batteries x 2 (for EB-455Wi only)
Bundled Software	EPSON Projector Software Ver.1.00b (CDROM) EPSON Projector Software for Easy Interactive Function Ver.1.10 (CDROM) (for EB-455Wi only)
Password Protect Sticker	
User's Manual Set	
Setting Plate	
Pen Tray	(for EB-455Wi only)

OPTIONAL ACCESSORIES

Spare Lamp	ELPLP57
Air Filter Set	ELPAF27 (EB-450W) ELPAF34 (EB-455Wi)
Wireless LAN unit	ELPAP03
Quick Wireless USB key	ELPAP05 (EB-450W) ELPAP08 (EB-455Wi)
Additional Easy Interactive Pen	ELPPN02 (EB-455Wi only)

CONNECTOR PANEL



* When used in the general office environment
(the amount of floating dust: 0.04-0.2 mg/m³).
Based on the Epson's in-house test results.

EPSON is the registered trademark of Seiko
Epson Corporation.

All other product names and other company
names used herein are for identification
purposes only and are the trademarks or
registered trademarks of their respective
owners.

EPSON disclaims any and all rights in those
marks. Scan/Print samples shown herein are
simulations. The actual product design and
contents may vary. Specifications are subject
to change without notice.

PRODUCT CODE		V11H318052	V11H440052
MODEL NUMBER		EB-450W	EB-455Wi
INTERACTIVE FEATURE		NA	Easy Interactive Pen
PROJECTION SYSTEM		RGB liquid crystal shutter projection system	
PROJECTION METHOD		Ceiling mount Front / Ceiling mount Rear	
SPECIFICATION OF MAIN PARTS			
LCD	PIXEL NUMBER NATIVE RESOLUTION ASPECT RATIO	1,024,000 dots (1280 x 800) x 3 WXGA 16:10	
PROJECTION LENS	TYPE F-NUMBER FOCAL LENGTH	No Optical Zoom / Focus (Manual) 1.80 4.68 mm	
LAMP	TYPE LIFE CEILING MODE POINTING DOWN MODE	230 W UHE (E-TORL) 2500 hours (Power consumption: Normal) 3500 hours (Power consumption: Eco) N/A	
SCREEN SIZE (PROJECTED DISTANCE)		59 to 97" [0.465 to 0.766 m] 74" screen [0.585 m] Throw ratio: 0.37 (Zoom : Wide) 0.5 (Zoom : Tele)	
LIGHT OUTPUT (BRIGHTNESS)			
NORMAL		2500 lm (Colour mode: Dynamic, Zoom: Wide)	
ECO		1740 lm (Colour mode: Dynamic, Zoom: Wide)	
COLOUR LIGHT OUTPUT (COLOUR BRIGHTNESS)		2500 lm	
CONTRAST			
AUTO IRIS: ON		2000:1	
AUTO IRIS: OFF		Native 580:1	
MIC			
INPUT SIGNAL AUDIO		-50dBV to -40dBV (0dB = 1 V/Pa, 1kHz)	
INPUT TERMINAL AUDIO		Stereo mini jack (Plug in Power is N/A)	
SOUND OUTPUT		10 W Monoaural	12 W Monoaural
OPERATING TEMPERATURE		5 °C to 35 °C <41 °F to 95 °F> (20% - 80% humidity, unfrozen)	
OPERATING ALTITUDE		0 m to 2286 m <0 ft to 7500 ft> (over 1500 m / 4,921 ft : with High altitude mode)	
STORAGE TEMPERATURE		-10 °C to 60 °C <14 °F to 140 °F> (10% - 90% humidity, unfrozen)	
DIRECT POWER ON		Yes	
DIRECT POWER OFF		Yes	
START-UP PERIOD		8.5 seconds	
COOL-DOWN PERIOD		Instant off	
AIR FILTER			
MAINTENANCE CYCLE*		4000 hours	5000 hours
POWER CONSUMPTION			
220-240V AREA (EUROPE, ETC)		343W (Lamp On - Brightness Control: Normal) 257W (Lamp On - Brightness Control: ECO) 12W (Standby - Network On) 0.3W (Standby - Network Off)	
DIMENSION			
EXCLUDE FEET (D X W X H)		481 x 369 x 115 mm [18.9" x 14.5" x 4.5"]	
MAXIMUM DIMENSION (D X W X H)		483 x 369 x 155 mm [19.0" x 14.5" x 6.1"]	
WEIGHT			
without SlidePlate:		without SlidePlate:	
Approx. 12.6 lbs / 5.7 kg		Approx. 12.9 lbs / 5.8 kg	
with SlidePlate:		with SlidePlate:	
Approx. 13.8 lbs / 6.2 kg		Approx. 14.1 lbs / 6.3 kg	
FAN NOISE			
BRIGHTNESS CONTROL: HIGH		35 dB	
BRIGHTNESS CONTROL: LOW		28 dB	

EPSON PHILIPPINES CORPORATION

8th Floor Anson's Centre
23 ADB Avenue, Ortigas Center
Pasig City 1605, Philippines
TEL: (+632) 706-2609
FAX: (+632) 706-2665

EPSON Customer Care: 1800-1069-37766
Website: <http://customercare.epson.com.ph>
Email: customercare@epc.epson.com.ph

Dealer's Stamp



Customer Care
1800-1069-37766

www.epson.com.ph