



XD210U (Mobile XGA Projector)


SD210U (Mobile SVGA Projector)

Specifications

Model	XD210U	SD210U
Display Technology	0.55" 1 - Chip DMD	
Resolution	1024 x 768 (Total 786,432 pixels)	800 x 600 (Total 480,000 pixels)
Brightness	2000lm	
Contrast Ratio	2000 : 1	
Picture Size	30" - 250"	
Source Lamp	150W (life up to 3000hrs) with Low Mode, 180W (life up to 2000hrs) with Standard Mode	
PC Compatibility	640 x 480 - 1280 x 1024, True : 1024 x 768, Sync on Green available	640 x 480 - 1280 x 1024, True : 800 x 600, Sync on Green available
Video Compatibility	NTSC / NTSC 4.43 / PAL (including PAL - M, N) / SECAM / PAL - 60 Component Video ; 480i/p (525i/p), 576i/p (625i/p), 720p (750p), 1080i (1125i 60Hz), 1080i (1125i 50Hz)	
PC Input Terminals	RGB ; mini D-sub 15pin x 1 Audio ; Stereo mini jack (ø3.5mm) x 1	
Video Input Terminal	RCA x 1	
Communication Terminal	RS-232C x 1	
Audio Speaker	2W Mono	
Dimension (W x H x D)	302 x 105 x 221 mm / 11.9 x 4.1 x 8.7 inch	
Weight	2.7kg / 6.0lbs	
Power requirements	AC 100 - 240V, 50 / 60Hz	
Optional Lamp	VLT-XD210LP	

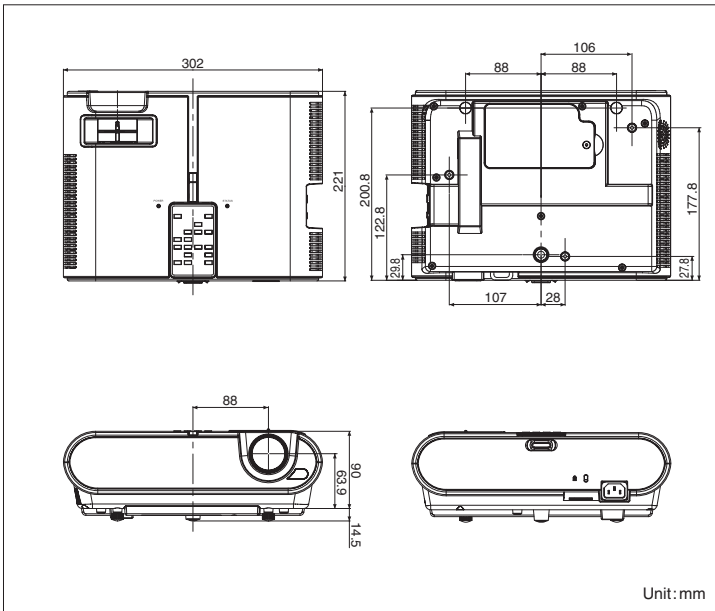
*All brand names and product names are trademarks, registered trademarks or trade names of their respective holders.

Input and Output Terminals



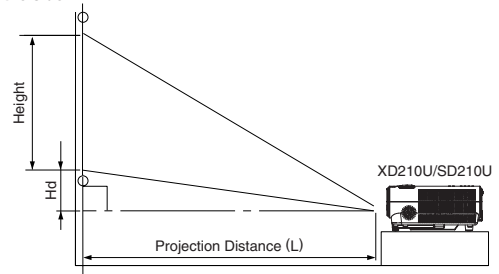
- 1 Serial RS-232C
- 2 PC/Component Video input (mini D-sub 15pin)
- 3 RCA
- 4 Audio input (stereo mini jack)

Dimensions



Screen size and Projection distance

As seen from the side



Screen size chart (4:3 aspect ratio)

Screen		Distance from screen (L)				Height projected image (Hd)				
Diagonal size	Width (W)	Height (H)	Shortest (Wide)	Longest (Tele)	inch	cm				
40	102	32	81	24	61	1.5	68	1.7	1.8	5
60	152	48	122	36	91	2.3	103	2.6	2.7	7
80	203	64	163	48	122	3.1	138	3.5	3.6	9
100	254	80	203	60	152	3.9	173	4.4	4.5	11
150	381	120	305	90	229	5.9	260	6.6	6.8	17
200	508	160	406	120	305	7.9	347	8.8	9.0	23
250	635	200	508	150	381	9.9	434	11.0	11.3	29
300	762	240	610	180	457	11.9	-	-	13.5	34

The above numbers are approximate, and may be slightly different from the actual measurements.

Screen size chart (16:9 aspect ratio)

Screen		Distance from screen (L)				Height projected image (Hd)					
Diagonal size	Width (W)	Height (H)	Shortest (Wide)	Longest (Tele)	inch	cm					
40	102	35	89	20	50	66	1.7	74	1.9	5.2	13
60	152	52	133	29	75	100	2.6	112	2.8	7.9	20
80	203	70	177	39	100	135	3.4	150	3.8	10.5	27
100	254	87	221	49	125	169	4.3	188	4.8	13.1	33
150	381	131	332	74	187	254	6.4	283	7.2	19.6	50
200	508	174	443	98	249	339	8.6	378	9.6	26.2	66
250	635	218	553	123	311	424	10.8	473	12.0	32.7	83
300	762	261	664	147	374	509	12.9	-	-	39.3	100

The above numbers are approximate, and may be slightly different from the actual measurements.

MITSUBISHI ELECTRIC CORPORATION
 HEAD OFFICE : TOKYO BLDG., 2-7-3, MARUNOUCHI, CHIYODA-KU, TOKYO 100-8310, JAPAN

To find out more about XD210U/SD210U and our projectors, visit us at

Global.MitsubishiElectric.com/projectors/