



Acer X series

Acer X1626HK

The projector for every requirement



- Light technology: 240 watt Philips UHP
- Resolution: WUXGA (1,920 x 1,200 px)
- Brightness: 4,000 (standard), 3,200 (eco) ANSI lumens
- Contrast: 10,000:1
- Life (hr.): 4,000 (standard), 10,000 (eco), 20,000 (ecoPro)
- Warranty: 2 years PickUp service, 1 year for the lamp, 5 years for the DLP Chip



Brightness



Low input lag



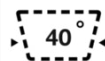
24/7 Operation



Built-in Speaker



120Hz



Keystone Correction



KEYSTONE CORRECTION



Acer X1626HK

SPECIFICATIONS



Ordering Information

Model	X1626HK
Part Number	MR.JV711.001
EAN	4711121000416

Technical Specifications

Projection technology	DLP 3D Ready & HDMI 3D
DLP Chip	0.48"
Version	DMD
Resolution	WUXGA (1,920 x 1,200 px)
Display Format	16:10 (native) / 4:3 & 16:9 (supported)
Contrast	10,000:1
Displayable Colours	1.07 Billion Colors
Brightness	4,000 (standard), 3,200 (eco) ANSI lumens
Focus / Focal distance	F = 2.00 ~ 2.05 / f = 15.85 ~ 17.44 mm
Projection size (diagonal)	0.69 ~ 7.62 m
Projection distance	1.00 ~ 9.70 m
Throw ratio	1.50 ~ 1.65:1
Zoom / Digital-Zoom	1:1.1x / 2x
Image Offset	100 % %
Horizontal / Vertical frequency	15 ~ 100 kHz / 24 ~ 120 Hz
Projection Modes	Front- / Rear- & Front-Ceiling- / Rear-Ceiling-Projection
Light technology	240 watt Philips UHP
Life (hr.)	4,000 (standard), 10,000 (eco), 20,000 (eco-Pro)
Keystone Correction	+/- 40° (vertical) manual & automatic
Speaker	1x 10 watt
Weight / incl. packaging (kg)	2.60 kg / 3.85 kg
Dimensions / Shipping dimensions (mm)	322 x 225 x 91 / 433 x 162 x 297
Power Consumption	300 (standard), 217 (eco), < 0.5 watt (standby)
Noise level	32 (standard), 26 (eco), 27 (ecoPro) dB
Uniformity (%)	85 %
Color	white

Input Ports

HDMI with HDCP	1x (1.4a)
HDMI / MHL with HDCP	1x (1.4a)
Audio in (3.5mm)	1x

Output Ports

USB Type A	1x DC Out 5V
Audio out (3.5 mm)	1x

Network and Control Ports

RS232	1x
-------	----

Included Accessory

PIN security card	PIN security
Power adapter IEC 320 C13	1x (Euro-plug)
HDMI cable	1x (1.80 m)
Lens cap	1x
Quick Start Guide	1x

Optional Accessory

Spare lamp	4710180100969 / UC.JRE11.001
Universal ceiling mount short	4713147892877 / MC.JLC11.002
Universal ceiling mount long	4713147892884 / MC.JLC11.003
Acer CastMaster Buttons	4710180557206 / MC.40511.00N
Acer Wireless Mirror	4713883764520 / MC.JQC11.008
Acer CastMaster Touch	4710180784336 / MC.40511.00Y

Warranty

Warranty	2 years PickUp service, 1 year for the lamp, 5 years for the DLP Chip
----------	---

Usage recommendation

Usage recommendation	Office, home cinema, gaming
----------------------	-----------------------------

Projection Distance Calculator

Projection Distance Calculator	https://www.acer.com/ac/de/CH/content/acer-projection-calculator
--------------------------------	---



Installation



Easily mount your projector to the ceiling with 360° rotation and up to 25° tilt.

Acer CastMaster Presentation System



Expand your Acer CastMaster System (WPS-2) with another transmitter to easily present from even more terminals.

Installation



Easily mount your projector to the ceiling with 360° rotation and up to 25° tilt.

Wireless Projection



Cable chaos was yesterday! Welcome to the age of wireless projection!

Acer CastMaster Presentation System



Connect receiver with projector & transmitter with end device - and present immediately. Plug & Play, no software or Internet connection required and up to 4 Picture-in-Picture.

Acer CastMaster Presentation System



Expand your Acer CastMaster System (WPS-1) with another transmitter to easily present from even more terminals.

Acer CastMaster Presentation System



Connect receiver with projector & transmitter with end device - and present immediately. Plug & Play, no software or internet connection required and host control.

Acer CastMaster Presentation System



Expand your Acer CastMaster System (WPS-2) with another transmitter to easily present from even more terminals.



Acer X1626HK

ACCESSORIES AND FEATURES

Auto Shutdown

The Auto Shutdown function automatically shuts down the Acer projector, if no input signal is received after a preset time. This function can be set individually via the menu and helps to save power and lamp hours.



PIN Security

Acer PIN Security provides the ability to set a PIN to protect the Acer projector from unauthorized use and theft. A lost PIN can only be reset by the Acer Service after ownership verification.



Wall Color Compensation

Wall-Color Compensation: Best image quality enables wall color correction on colored projection surfaces such as blackboards and wallpaper. 5 optimized wall colours can be compensated easily and without any further settings via the menu for best picture quality.



MHL Connectivity

The MHL connectivity (via the MHL™/HDMI™ port) allows you to transmit an uncompressed digital HDMI signal from your smartphone while it is charging via the port. Using the unique optional Acer MHL wireless adapter, content can even be wirelessly transferred from a video source to the projector via Miracast WiFi Display, WiDi Wireless Display or DLNA.



Installation menu

With the help of the installation menu, the Acer projector can be perfectly aligned with the surface to be projected in no time at all. The Installation menu can be accessed by pressing the Menu button even if no source is connected to the projector.



Acer LumiSense

Acer LumiSense technology uses an ambient light sensor to detect brightness in the projection environment and adjust brightness and color saturation accordingly. In addition, Acer LumiSense also analyzes the projected image and dynamically optimizes the quality of the displayed image.



Top Loading Lamp Design

The Top-Loading Lamp design allows for easy lamp replacement without having to disconnect the Acer projector from the bracket when installing overhead via the top of the cabinet. The replacement is comparable to changing an energy-saving lamp.



Acer ECO Projection

Acer EcoProjection saves energy with a low standby < 0.5 watts, automatic activation of the Eco mode after 5 minutes and turning off the projector after a defined time if no source is present. This is not only environmentally friendly, but also saves you money.



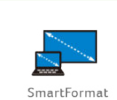
Original 24p

Experience true cinema at 24 frames per second. The Acer Blu-Ray projector reproduces films in the original cinema format as they were shot on the film set. See 24p movies through the eyes of the director.



Acer Smart Format Technology

Acer SmartFormat technology supports a wide range of input signals, eliminating the need for switching on your notebook/PC, DVD player and receiver. Signals up to 1080p can be received by Acer ColorBoost projectors with HDMI® using Acer Smart-Format technology and can be played back in compressed form. *Depends on model



HDMI 3D

HDMI 3D: The integrated HDMI 1.4a standard allows 3D content to be transferred from suitable playback devices such as 3D Blu-ray players, 3D set-top boxes and 3D game consoles without the need for an additional PC. For example, Acer 3D shutter glasses, 3D movies and 3D TV shows can be viewed in your living room up to 7.62 meters (300") diagonal.




Low Input Lag

Do you attach importance to detail? Thanks to low input lag, lagging is a thing of the past. Whether you're gaming on a large screen or watching the latest action movie - you're always at eye level and get every detail without jerking.



24/7 Operation

This projector promises maximum reliability and delivers a brilliant image even in 24/7 continuous use. * Especially for signage applications, but also for exhibitions in museums or similar, this projector can be used without any worries. * Acer recommends that the projector is switched to standby mode for 30 minutes every 7 days.



Bluelight Shield

BluelightShield allows users to lower levels of blue light to lessen the negative effects of blue light exposure. There are three levels of filter in projector suitable for different scenarios. Each level also contains dynamic mechanism that will optimize the blue light level based on content. BluelightShield can reduce up to 30% blue light and protect your eyes.



Customizable startup screen

The Customizable Startup Screen allows you to create an individual startup screen per screenshot. This startup screen, no matter if it is the business user's company logo or a home user's favorite photo, is automatically displayed when the projector is started.



Automatic Keystone Correction

Thanks to the automatic vertical keystone correction, the Acer projector automatically compensates for trapezoidal distortion if the projector is not positioned exactly vertically and projects a rectangular image.



Auto Ceiling Mount Correction

Auto Ceiling-Mount Correction: The built-in gravity sensor in the Acer projector detects when the projector is mounted overhead on a ceiling and automatically rotates the projection 180° without any additional menu adjustments.




HDMI Power On

With the HDMI Power On function, the projector is able to turn on automatically when the projector receives a signal via HDMI or VGA. You no longer need to start the projector separately, but can simply switch on your notebook, receiver or game console and the projector will automatically switch on as well.



AC Power On

With the AC Power On function, the projector is able to turn on automatically when the projector is powered. You no longer need to turn on the projector separately, but can start the projector directly.



Acer Color Safe II

Acer ColorSafe II guarantees consistent, brilliant and natural color projection throughout the life of the projector. This is ensured by the use of DLP® technology and a 5-year warranty on the DLP® chip.





for example by turning on the power in the meeting room.

Projectors without DLP® technology experience a decrease in colour brilliance over time.